

Dear Parent and/or Guardian,

Please use the guidance document below to help your child complete their work each day. Please note that social studies and science are integrated into the literacy selections. Also, please have your child read a book of their choice independently for about 15 minutes every day.

Thank you!


First Grade Work Summary

	Day 1	Day 2	Day 3	Day 4	Day 5
Literacy integrated with science and social studies	Shapes of Buildings with Readers Response, Spelling Practice	Squares, Cubes and a Puzzle, Readers Response, Fill in the Blank Spelling	Sea Stars, Readers Response, Spelling Practice	Triangles, Readers Response, Fill in the Blank Spelling	Circles All Around!, Readers Response, Sequencing Practice
Independent Reading	15 minutes	15 minutes	15 minutes	15 minutes	15 minutes
Writing	Journal Prompt What did you do today?	Journal Prompt What do you know about insects?	Journal Prompt What do you do when it is raining outside?	Journal Prompt What is your favorite food to eat for lunch?	Journal Prompt What are three things you like to do for fun?
Math	Memory Game, Adding 6, Shapes	Adding Seven, Shapes Graph, Addition Math Practice	Adding 8, School Supplies Graph, Addition Math Practice	Adding 9, Tally & Graph Shapes, Addition Math Practice	Adding 10, Tally & Graph Shapes, Addition Math Practice

First Grade Work Summary

	Day 6	Day 7	Day 8	Day 9	Day 10
Literacy integrated with science and social studies	Colorful Foods, Readers Response, Sequencing Practice	Blue on Earth, Readers Response, Sequencing practice	Hunters in the Snow, Readers Response, Sequencing Practice	Red Around Us, Readers Response, Comprehension Practice: The Big Pig	Shades of Green, Readers Response, Comprehension Practice: My First Hat
Independent Reading	15 minutes	15 minutes	15 minutes	15 minutes	15 minutes
Writing	Journal Prompt How do you help your family?	Journal Prompt What do you want to be when you grow up?	Journal Prompt What is your favorite season?	Journal Prompt What is the weather like today?	Journal Prompt What do you like to do outside when it is warm?
Math	Adding 6, Telling Time, Addition Practice	Adding 7, Telling Time	Adding 8, Telling Time	Adding 9, Graphing Sheet	Adding 10, Graphing Sheet

First Grade



Day 1

Shapes of Buildings

Buildings can have different shapes. Let's take a look at a few buildings.

This building is in the United States. It is shaped like a basket.




A building shaped like a basket

This building is called the Dancing House. It looks like it's dancing! It is in a country called the Czech Republic.




The Dancing House building

This building is shaped like shells. It is in a country called Australia.



A building shaped like shells

Name _____ Date _____



Title: _____

Author: _____



Write sentences about what you read today.

A large, empty rectangular box with a solid black border, intended for writing sentences.

Long "i" pattern -i-e words and academic vocabulary

Name: _____

Spelling
Words



Write It Three Times!

Write each of the spelling words three times.

1. nice

2. drive

3. mine

4. wise



5. dime

6. five

7. lime

8. nest

Day 1: What did you do today? Draw a picture and write 2-4 sentences.

A large rectangular box with a thin black border, intended for a drawing and handwritten text.A series of horizontal lines for handwriting practice, including a solid top line, a dashed middle line, and a solid bottom line, repeated multiple times.

Memory Game Directions: Cut the cards apart. Mix up the cards. Lay them face down. Turn over two cards. If they match, keep them. If they do not match, turn them back over. The game is over when all the cards have been matched. Play again!

$0+0=$	0	$1+1=$	2
$2+2=$	4	$3+3=$	6
$4+4=$	8	$5+5=$	10
$6+6=$	12	$7+7=$	14
$8+8=$	16	$9+9=$	18

Instrucciones del juego de memoria: Corta las cartas. Mezcla las cartas. Púentalos boca abajo. Voltea dos cartas. Si coinciden, consévelos. Si no coinciden, déles la vuelta. El **juego** termina cuando todas las cartas han sido emparejadas. ¡Juega de nuevo!

Memory Game Directions: Cut the cards apart. Mix up the cards. Lay them face down. Turn over two cards. If they match, keep them. If they do not match, turn them back over. The game is over when all the cards have been matched. Play again!

$0+9=$	9	$5+9=$	14
$1+9=$	10	$6+9=$	15
$2+9=$	11	$7+9=$	16
$3+9=$	12	$8+9=$	17
$4+9=$	13	$9+9=$	18

Instrucciones del juego de memoria: Corta las cartas. Mezcla las cartas. Acuéstalos boca abajo. Voltea dos cartas. Si coinciden, consérvelos. Si no coinciden, déles la vuelta. El **juego** termina cuando todas las cartas han sido igualadas. ¡Buena suerte!



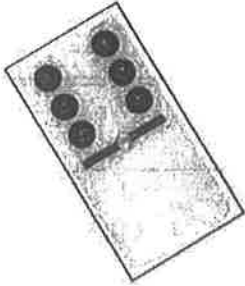
Name: _____

Adding Six

Additional Practice!



6th Sixth



Roman numeral six



$$\begin{array}{r} 8 \\ +6 \\ \hline \end{array}$$

$$\begin{array}{r} 10 \\ +6 \\ \hline \end{array}$$

$$\begin{array}{r} 6 \\ +6 \\ \hline \end{array}$$

$$\begin{array}{r} 6 \\ +6 \\ \hline \end{array}$$

$$\begin{array}{r} 8 \\ +6 \\ \hline \end{array}$$

$$\begin{array}{r} 1 \\ +6 \\ \hline \end{array}$$

$$\begin{array}{r} 3 \\ +6 \\ \hline \end{array}$$

$$\begin{array}{r} 3 \\ +6 \\ \hline \end{array}$$

$$\begin{array}{r} 5 \\ +6 \\ \hline \end{array}$$

$$\begin{array}{r} 0 \\ +6 \\ \hline \end{array}$$

$$\begin{array}{r} 9 \\ +6 \\ \hline \end{array}$$

$$\begin{array}{r} 9 \\ +6 \\ \hline \end{array}$$

$$\begin{array}{r} 5 \\ +6 \\ \hline \end{array}$$

$$\begin{array}{r} 2 \\ +6 \\ \hline \end{array}$$

$$\begin{array}{r} 9 \\ +6 \\ \hline \end{array}$$

$$\begin{array}{r} 9 \\ +6 \\ \hline \end{array}$$

$$\begin{array}{r} 4 \\ +6 \\ \hline \end{array}$$

$$\begin{array}{r} 4 \\ +6 \\ \hline \end{array}$$

$$\begin{array}{r} 3 \\ +6 \\ \hline \end{array}$$

$$\begin{array}{r} 4 \\ +6 \\ \hline \end{array}$$

Hexagon

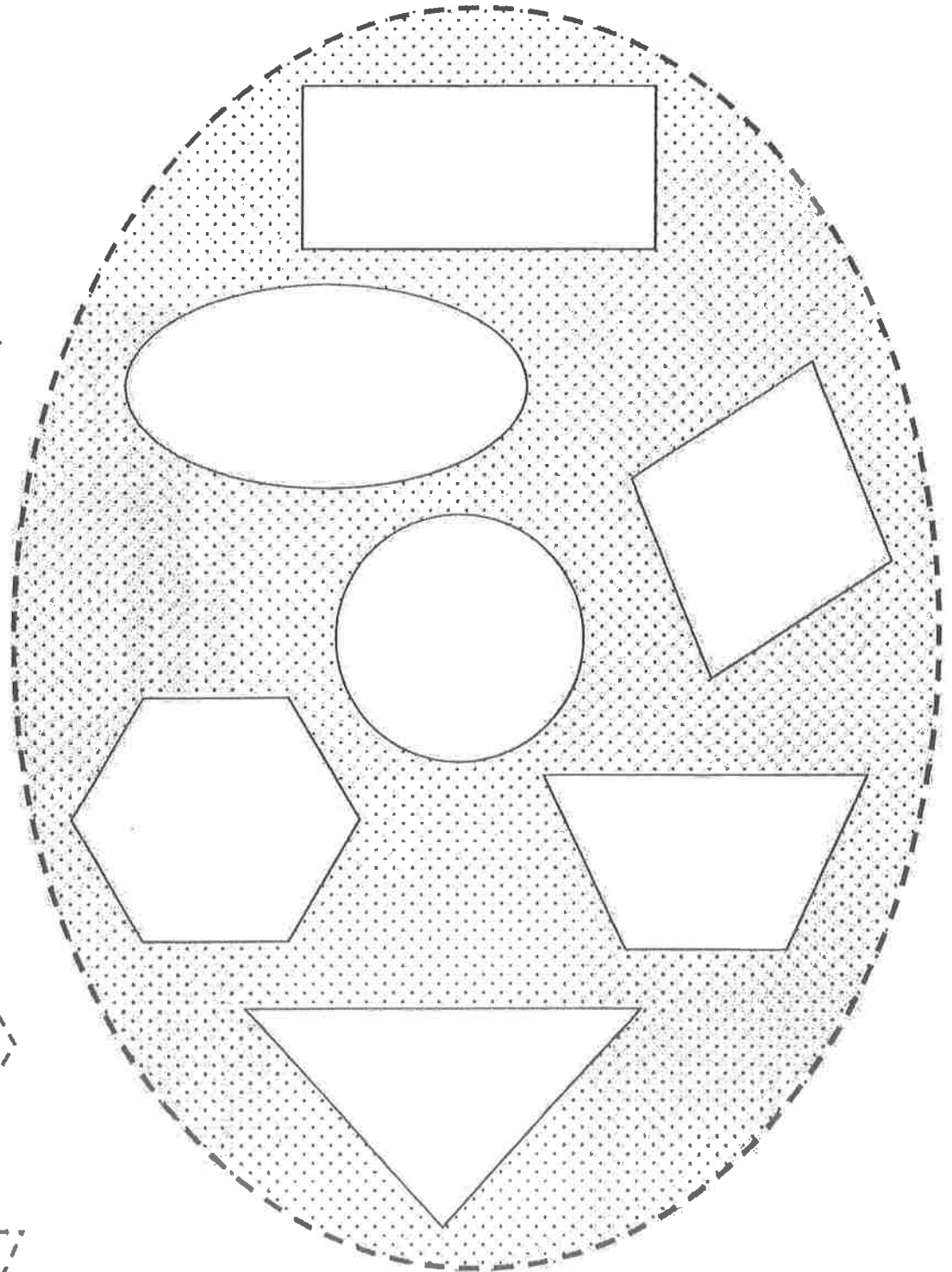
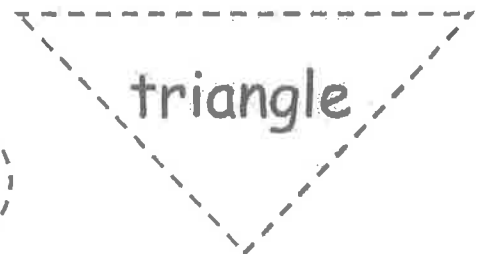
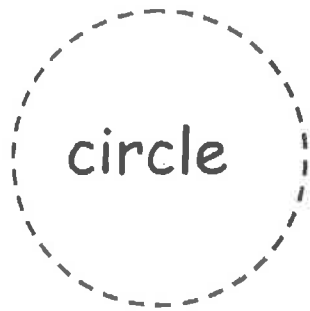



Six sides

Score: _____



Six penguins



Color the geometric shapes, then cut the large oval along the dashed lines and glue it on a separate paper. Finally, cut and glue the small geometric shapes in the proper spaces.



Name _____

Draw a line from each word to the matching picture.

rectangle

triangle

square

oval

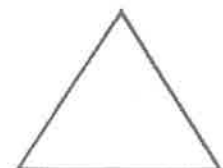
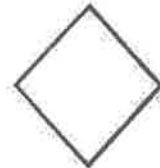
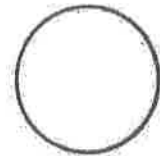

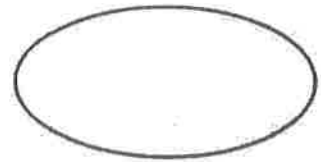
heart

circle

star

trapezoid

rhombus



Day 2

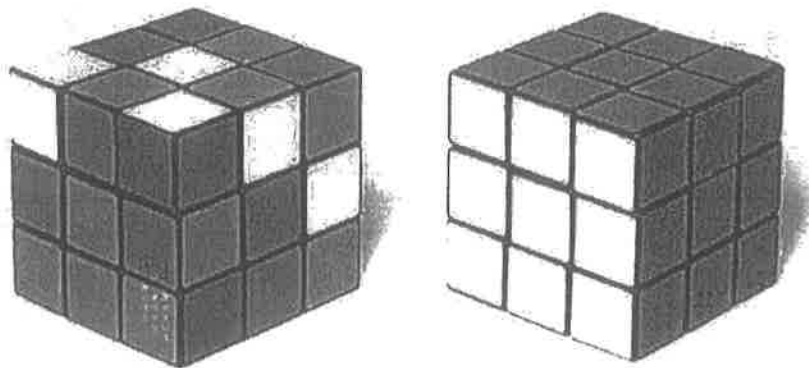
Squares, Cubes, and a Puzzle

What do squares have? Squares have four sides. The four sides are all the same length.

What do cubes have? A cube has six square faces. All six square faces are the same size.

Take a look at the cubes shown here. They're called Rubik's cubes. A Rubik's cube is a kind of puzzle. It's a cube that is made up of 26 smaller cubes.

How do you solve this puzzle? Try to move the small cubes so that the big cube has only one color on each side.



Rubik's cubes

Name _____ Date _____

Reading
about my
favorite
animal



Title: _____

Author: _____



Draw a picture about what you read today.

1. _____

2. _____

3. _____

4. _____

5. _____

Long "i" pattern -i-e words and academic vocabulary

Name: _____


Spelling
Words**Fill in the Blank**

Fill in the blank in each sentence with a word from the word bank.
Use each word only once.

Word Bank**nice drive mine wise dime five lime nest**

1. The old woman was very _____.
2. This _____ is too sour to eat.
3. They were both _____ to me.
4. He gave me a _____.
5. The book is not _____.
6. I can not _____ yet.
7. The bird flew to her _____.
8. _____ ducks are in the pond.

Day 2: What do you know about insects? Draw a picture and write 2-4 sentences.




Handwriting practice lines consisting of a solid top line, a dashed middle line, and a solid bottom line.



Name: _____

Adding Seven

Additional Practice!



7th seventh

Roman numeral seven

$$\begin{array}{r} 0 \\ +7 \\ \hline \end{array}$$

$$\begin{array}{r} 5 \\ +7 \\ \hline \end{array}$$

$$\begin{array}{r} 5 \\ +7 \\ \hline \end{array}$$

$$\begin{array}{r} 0 \\ +7 \\ \hline \end{array}$$

$$\begin{array}{r} 5 \\ +7 \\ \hline \end{array}$$

$$\begin{array}{r} 2 \\ +7 \\ \hline \end{array}$$

$$\begin{array}{r} 2 \\ +7 \\ \hline \end{array}$$

$$\begin{array}{r} 7 \\ +7 \\ \hline \end{array}$$

$$\begin{array}{r} 10 \\ +7 \\ \hline \end{array}$$

$$\begin{array}{r} 4 \\ +7 \\ \hline \end{array}$$

$$\begin{array}{r} 0 \\ +7 \\ \hline \end{array}$$

$$\begin{array}{r} 3 \\ +7 \\ \hline \end{array}$$

$$\begin{array}{r} 5 \\ +7 \\ \hline \end{array}$$

$$\begin{array}{r} 2 \\ +7 \\ \hline \end{array}$$

$$\begin{array}{r} 1 \\ +7 \\ \hline \end{array}$$

$$\begin{array}{r} 2 \\ +7 \\ \hline \end{array}$$


$$\begin{array}{r} 1 \\ +7 \\ \hline \end{array}$$

$$\begin{array}{r} 6 \\ +7 \\ \hline \end{array}$$

$$\begin{array}{r} 10 \\ +7 \\ \hline \end{array}$$

$$\begin{array}{r} 7 \\ +7 \\ \hline \end{array}$$

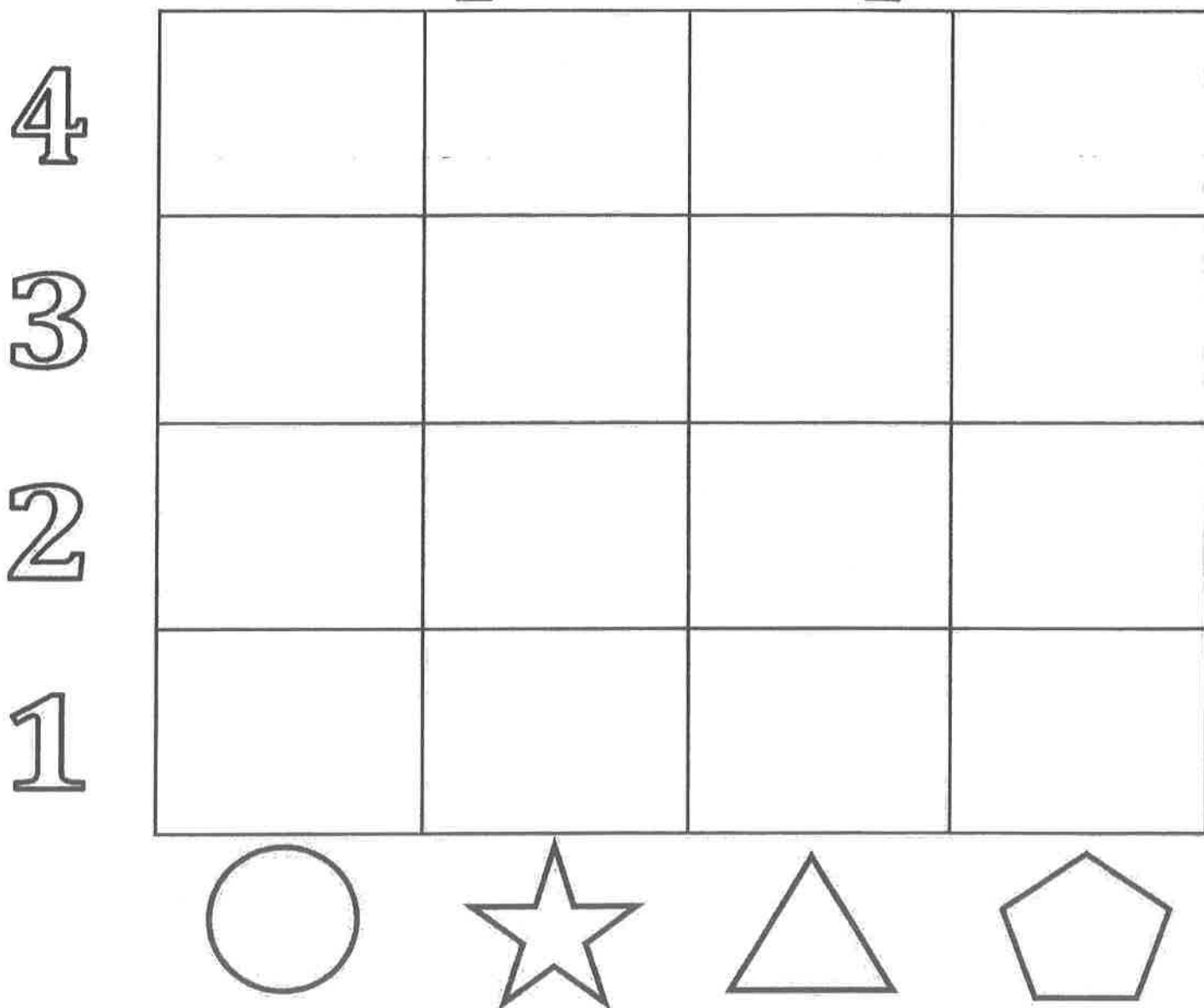
First second third fourth fifth sixth seventh




Seven dwarves

Score: _____

Shapes Graph 1




Cut out the squares below and paste them to the correct column.
Which column has the most shapes? Which has the least shapes?



Name: _____

Addition Color by Number: Duck

Find the sum for each addition problem. Use the sum to find the correct color at the bottom of the page.



Light Green: 13
Light Blue: 14

Orange: 8, 12
Yellow: 11

Red: 17
Dark Blue: 16

Dark Green: 5, 18
Purple: 9

Day 3


Sea Stars

Have you ever heard of a sea star?

A sea star is an animal that lives in the ocean.


Sea stars are shaped like stars. That's why they're called sea stars. They are also called starfish. But they're not fish!

Sea stars have five arms. Some types of sea stars can have more. If a sea star loses an arm, it can grow a new one. How cool is that?!



a sea star

Name _____ Date _____



Title: _____

Author: _____



Write sentences about what you read today.

A large, empty rectangular box with a solid black border, intended for writing sentences.

Long "i" pattern -y words and academic vocabulary

Name: _____

Spelling
Words



Write It Three Times!

Write each of the spelling words three times.

1. dry

Three sets of handwriting lines (top, dashed middle, bottom) for writing the word 'dry' three times.

2. cry

Three sets of handwriting lines (top, dashed middle, bottom) for writing the word 'cry' three times.

3. sky

Three sets of handwriting lines (top, dashed middle, bottom) for writing the word 'sky' three times.

4. shy

Three sets of handwriting lines (top, dashed middle, bottom) for writing the word 'shy' three times.

5. spy

Three sets of handwriting lines (top, dashed middle, bottom) for writing the word 'spy' three times.

6. try

Three sets of handwriting lines (top, dashed middle, bottom) for writing the word 'try' three times.


7. light

Three sets of handwriting lines (top, dashed middle, bottom) for writing the word 'light' three times.

8. soil

Three sets of handwriting lines (top, dashed middle, bottom) for writing the word 'soil' three times.

Day 3: What do you do when it is raining outside? Draw a picture and write 2-4 sentences.




Four sets of horizontal lines for writing, each consisting of a solid top line, a dashed middle line, and a solid bottom line.



Name: _____

Adding Eight



8th Eighth

Roman numeral eight

$$\begin{array}{r} 7 \\ + 8 \\ \hline \end{array}$$

$$\begin{array}{r} 1 \\ + 8 \\ \hline \end{array}$$

$$\begin{array}{r} 5 \\ + 8 \\ \hline \end{array}$$

$$\begin{array}{r} 8 \\ + 8 \\ \hline \end{array}$$

$$\begin{array}{r} 0 \\ + 8 \\ \hline \end{array}$$

$$\begin{array}{r} 9 \\ + 8 \\ \hline \end{array}$$

$$\begin{array}{r} 4 \\ + 8 \\ \hline \end{array}$$

$$\begin{array}{r} 8 \\ + 8 \\ \hline \end{array}$$

$$\begin{array}{r} 5 \\ + 8 \\ \hline \end{array}$$

$$\begin{array}{r} 9 \\ + 8 \\ \hline \end{array}$$

$$\begin{array}{r} 8 \\ + 8 \\ \hline \end{array}$$

$$\begin{array}{r} 10 \\ + 8 \\ \hline \end{array}$$

$$\begin{array}{r} 0 \\ + 8 \\ \hline \end{array}$$

$$\begin{array}{r} 9 \\ + 8 \\ \hline \end{array}$$

$$\begin{array}{r} 7 \\ + 8 \\ \hline \end{array}$$

$$\begin{array}{r} 9 \\ + 8 \\ \hline \end{array}$$


$$\begin{array}{r} 2 \\ + 8 \\ \hline \end{array}$$

$$\begin{array}{r} 4 \\ + 8 \\ \hline \end{array}$$

$$\begin{array}{r} 3 \\ + 8 \\ \hline \end{array}$$

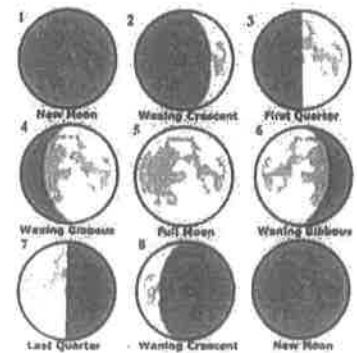
$$\begin{array}{r} 10 \\ + 8 \\ \hline \end{array}$$

Flower



Eight petals

Score: _____



Eight Moon Phases

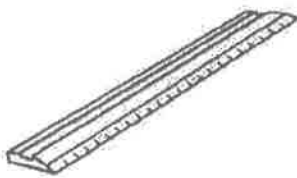
School Supplies Graph 2

4


3

2

1



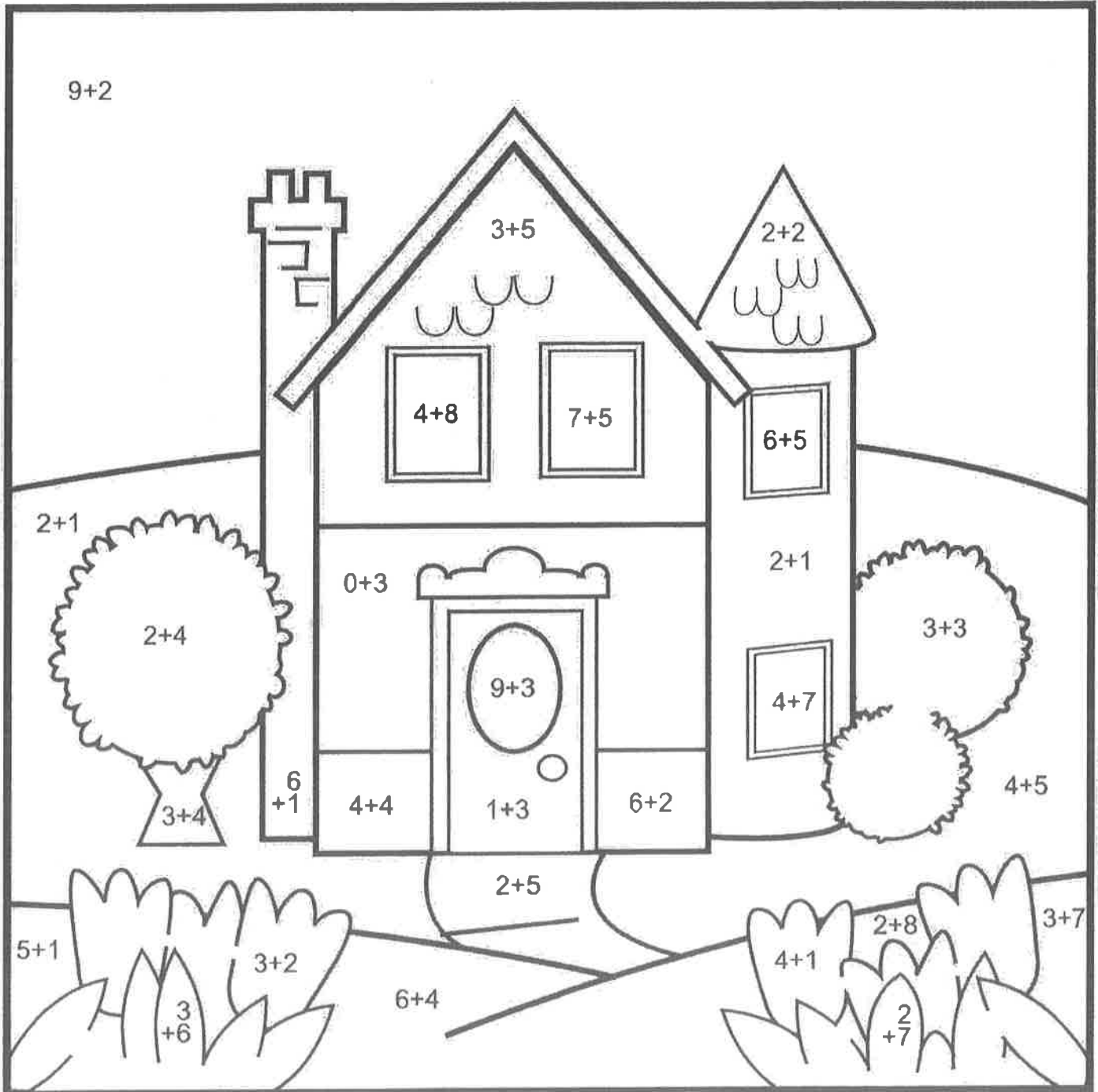
Cut out the squares below and paste them to the correct column. Which column has the most supplies? Which has the least supplies?



Name: _____

Addition Color by Number: House

Find the sum for each addition problem. Use the sum to find the correct color at the bottom of the page.



Pink: 3
Blue: 11

Tan: 7
Dark Green: 6, 10

Yellow: 12, 5
Red: 4

Light Green: 3, 9
Purple: 8


Day 4

Triangles

Shapes are all around us! Your desk has a shape. The clock in your classroom has a shape. Your notebook has a shape, too!

One shape is a triangle. A triangle has three straight sides. Some triangles have sides that are the same length. Other triangles have sides that are different lengths.

What are some things shaped like triangles? Some rulers are shaped like triangles. Some road signs are shaped like triangles, too!



A ruler shaped like a triangle



A road sign shaped like a triangle

Name _____ Date _____

Reading
about my
favorite
animal



Title: _____

Author: _____



Draw a picture about what you read today.

1. _____

2. _____

3. _____

4. _____

5. _____

Long "i" pattern -y words and academic vocabulary

Name: _____

Spelling
Words**Fill in the Blank**


Fill in the blank in each sentence with a word from the word bank.
Use each word only once.

Word Bank

dry cry sky shy spy try light soil

1. You should turn on the _____.
2. Mom said to _____ my best.
3. He has to _____ the dishes.
4. The new girl is a little _____.
5. Flowers grow in the _____.
6. The _____ is very blue.
7. She heard a baby _____.
8. You should not _____ on your brother.

Day 4: What is your favorite food to eat for lunch? Draw a picture and write 2-4 sentences.




Four sets of handwriting lines, each consisting of a solid top line, a dashed middle line, and a solid bottom line, for writing 2-4 sentences.



Name: _____

Adding Nine

Additional Practice!



9th Ninth

Roman numeral nine

$$\begin{array}{r} 10 \\ + 9 \\ \hline \end{array}$$

$$\begin{array}{r} 3 \\ + 9 \\ \hline \end{array}$$

$$\begin{array}{r} 8 \\ + 9 \\ \hline \end{array}$$

$$\begin{array}{r} 2 \\ + 9 \\ \hline \end{array}$$

$$\begin{array}{r} 9 \\ + 9 \\ \hline \end{array}$$

$$\begin{array}{r} 6 \\ + 9 \\ \hline \end{array}$$

$$\begin{array}{r} 10 \\ + 9 \\ \hline \end{array}$$

$$\begin{array}{r} 9 \\ + 9 \\ \hline \end{array}$$

$$\begin{array}{r} 1 \\ + 9 \\ \hline \end{array}$$

$$\begin{array}{r} 10 \\ + 9 \\ \hline \end{array}$$

$$\begin{array}{r} 10 \\ + 9 \\ \hline \end{array}$$

$$\begin{array}{r} 2 \\ + 9 \\ \hline \end{array}$$

$$\begin{array}{r} 9 \\ + 9 \\ \hline \end{array}$$

$$\begin{array}{r} 8 \\ + 9 \\ \hline \end{array}$$

$$\begin{array}{r} 3 \\ + 9 \\ \hline \end{array}$$

$$\begin{array}{r} 8 \\ + 9 \\ \hline \end{array}$$

$$\begin{array}{r} 9 \\ + 9 \\ \hline \end{array}$$

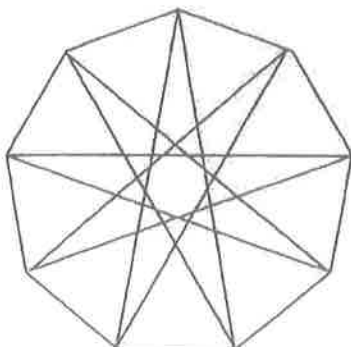
$$\begin{array}{r} 9 \\ + 9 \\ \hline \end{array}$$

$$\begin{array}{r} 1 \\ + 9 \\ \hline \end{array}$$

$$\begin{array}{r} 0 \\ + 9 \\ \hline \end{array}$$

More Geometry

How many triangles?




Nine sides

Score: _____


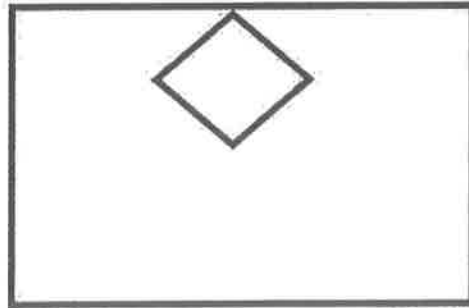



Nine Ladies Dancing


Tally & Graph: Shapes 2



use tally marks to count what you see



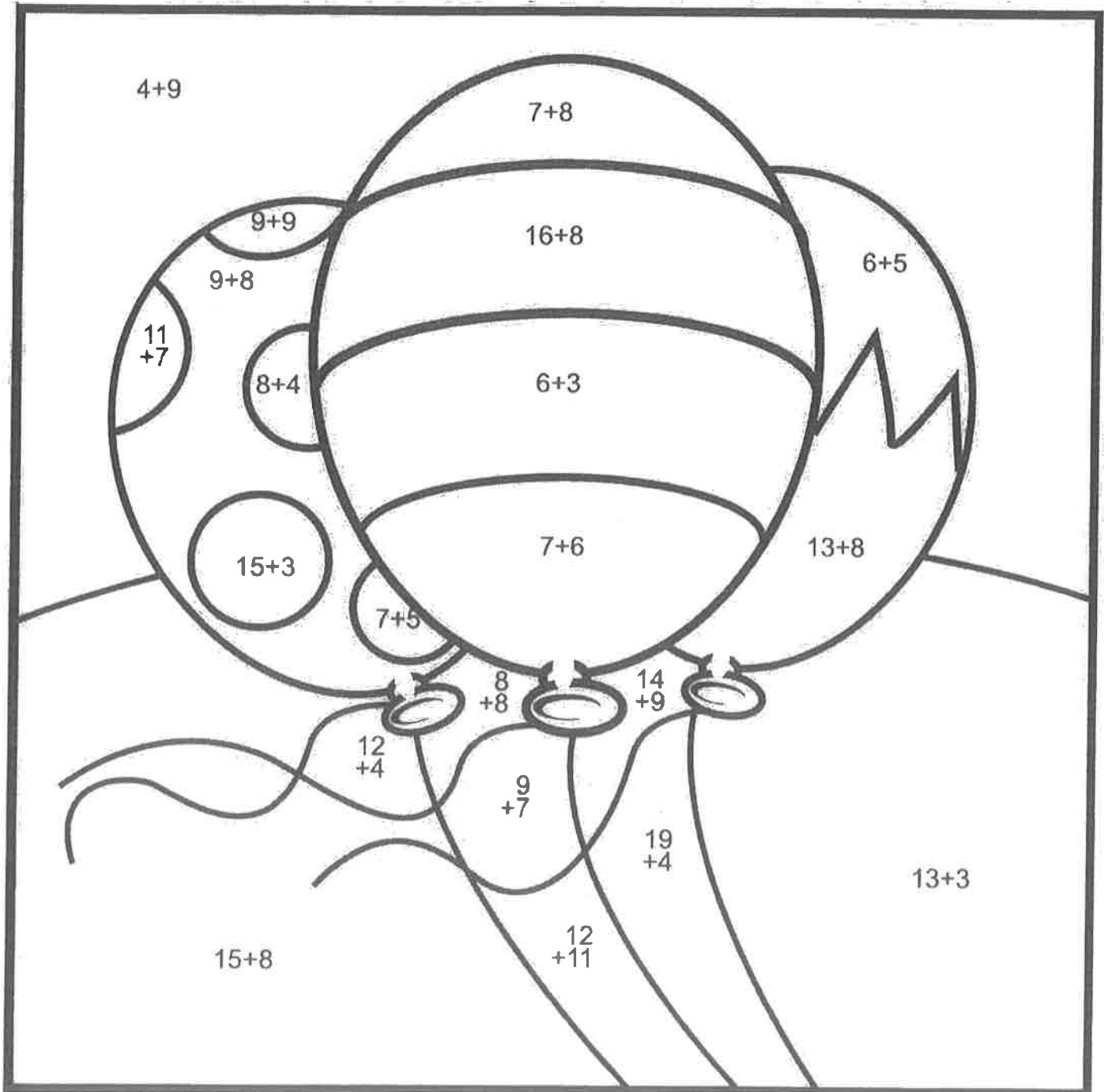
bubble the graph using your tally marks



Name: _____

Addition Color by Number: Balloons

Find the sum for each addition problem. Use the sum to find the correct color at the bottom of the page.



Yellow: 16, 23
Red: 15, 9

Pink: 13
Purple: 24

Light Blue: 11
Light Green: 21

Orange: 17
Dark Green: 18, 12

Day 5


Circles All Around!

Circles are all around us! Circles are round shapes.

You probably have things that look like circles in your home. Clocks can look like circles. Buttons can look like circles. Plates can look like circles, too!




A clock shaped like a circle




Red buttons shaped like circles

Now let's think of things we find outside that look like circles. Car wheels look like circles. Traffic lights look like circles. Sometimes the moon looks like a circle, too!




The moon is shaped like a circle.

Name _____ Date _____



Title: _____

Author: _____



Write sentences about what you read today.

A large, empty rectangular box with a solid black border, intended for writing sentences.

SEQUENCING EXERCISES-BASIC LEVEL

Place the sentences in a logical and coherent order. Cut and paste or write in the boxes below

Making the Bed

Place the top sheet and put the remaining sheet under the mattress.

Finally, put the doll in the middle of the pillows.

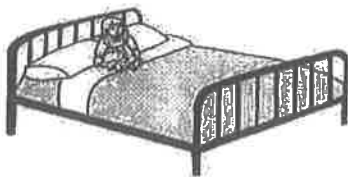
Place the pillows.

Stretch the sheet from the bottom so that no wrinkles remain.

Put the blanket on the top sheet.

NAME _____


DATE _____



Making the Bed

1.	
2.	
3.	
4.	
5.	

Day 5: What are three things you like to do for fun? Draw a picture and write 2-4 sentences.




Handwriting practice lines consisting of a solid top line, a dashed middle line, and a solid bottom line. There are four such sets of lines stacked vertically.



Name: _____

Adding Ten

Additional Practice!



10th Tenth

$$\begin{array}{r} 1 \\ + 10 \\ \hline \end{array}$$

$$\begin{array}{r} 2 \\ + 10 \\ \hline \end{array}$$

$$\begin{array}{r} 4 \\ + 10 \\ \hline \end{array}$$

$$\begin{array}{r} 6 \\ + 10 \\ \hline \end{array}$$

$$\begin{array}{r} 6 \\ + 10 \\ \hline \end{array}$$

$$\begin{array}{r} 6 \\ + 10 \\ \hline \end{array}$$

$$\begin{array}{r} 2 \\ + 10 \\ \hline \end{array}$$

$$\begin{array}{r} 6 \\ + 10 \\ \hline \end{array}$$

$$\begin{array}{r} 10 \\ + 10 \\ \hline \end{array}$$

$$\begin{array}{r} 5 \\ + 10 \\ \hline \end{array}$$

$$\begin{array}{r} 6 \\ + 10 \\ \hline \end{array}$$

$$\begin{array}{r} 9 \\ + 10 \\ \hline \end{array}$$

$$\begin{array}{r} 6 \\ + 10 \\ \hline \end{array}$$

$$\begin{array}{r} 7 \\ + 10 \\ \hline \end{array}$$

$$\begin{array}{r} 7 \\ + 10 \\ \hline \end{array}$$

$$\begin{array}{r} 0 \\ + 10 \\ \hline \end{array}$$

$$\begin{array}{r} 8 \\ + 10 \\ \hline \end{array}$$

$$\begin{array}{r} 5 \\ + 10 \\ \hline \end{array}$$

$$\begin{array}{r} 3 \\ + 10 \\ \hline \end{array}$$

$$\begin{array}{r} 6 \\ + 10 \\ \hline \end{array}$$

Dime



10 cents

(front and back)

Score: _____

Digital Clock




Ten o'clock

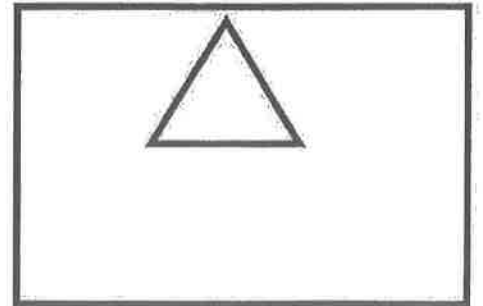

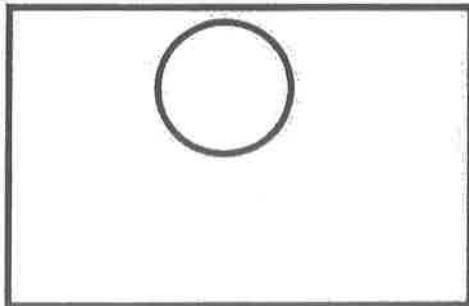


Ten

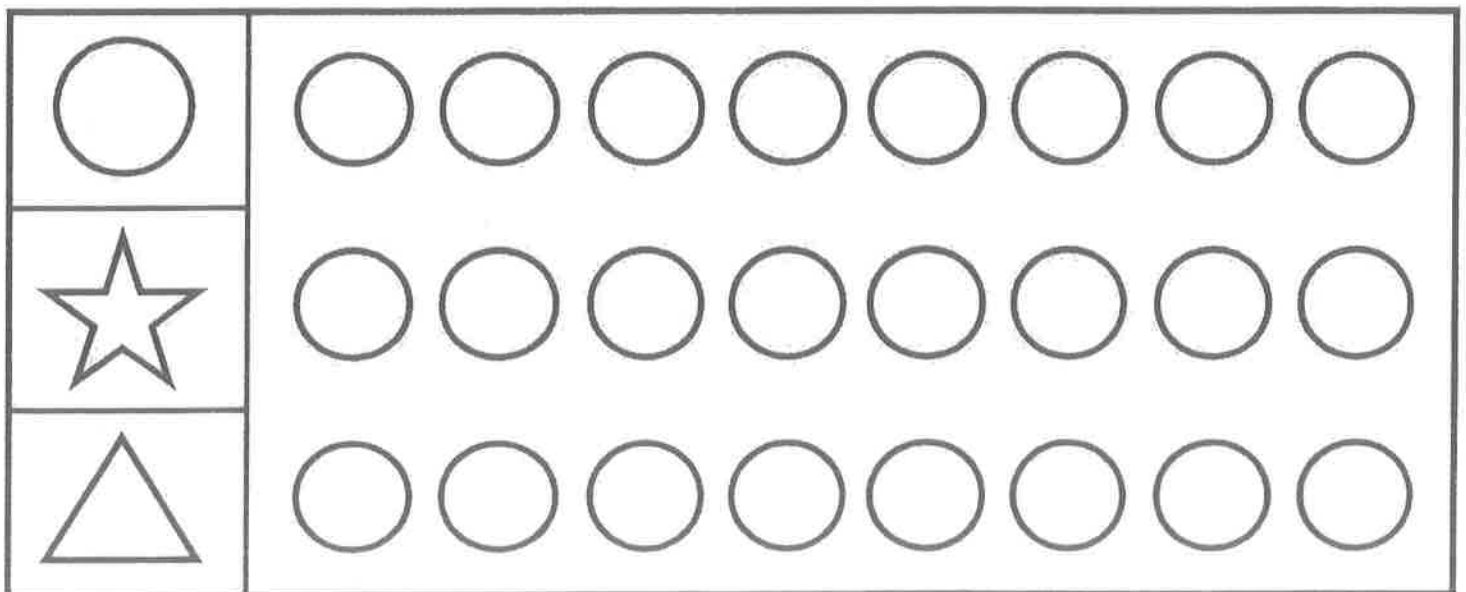
Tally & Graph: Shapes 1



use tally marks to count what you see




bubble the graph using your tally marks



Name: _____

Addition Color by Number: Butterflies

Find the sum for each addition problem. Use the sum to find the correct color at the bottom of the page.



Red: 9, 14

Blue: 11, 18

Yellow: 6, 19

Pink: 8

Light Blue: 15, 17

Orange: 7, 16


Purple: 10, 21

Peach: 12

Light Green: 13, 20

Day 6

Colorful Foods



A yellow lemon

Orange and yellow are really bright colors. You can find them just about anywhere.

Stand outside. Look at the street. You might see bright yellow lines. Look around. You might see orange flowers.

Where else can you find these colors? In your kitchen! There might be some orange and yellow foods in your kitchen!

Here is a list of some foods that are orange:

- carrots
- oranges

- pumpkins

Here is a list of some foods that are yellow:

- lemons
- bananas
- corn

What color is your favorite food?

Name _____ Date _____

Reading
about my
favorite
animal



Title: _____

Author: _____



Draw a picture about what you read today.

1. _____

2. _____

3. _____

4. _____

5. _____

SEQUENCING EXERCISES-BASIC LEVEL

Place the sentences in a logical and coherent order. Cut and paste or write in the boxes below

In the Supermarket

Take the wallet out of the purse.

Take a shopping cart from the entrance.

Check that you have bought all the products on the list.

Walk through the aisles and put the products you need in the cart.

Pay for the items you have purchased.

NAME _____


DATE _____



In the Supermarket

1.	
2.	
3.	
4.	
5.	

Day 6: How do you help your family? Draw a picture and write 2-4 sentences.




Four sets of handwriting practice lines. Each set consists of a solid top line, a dashed middle line, and a solid bottom line, providing a guide for letter height and placement.



Name: _____

Adding Six



6th Sixth

Roman numeral six

$$\begin{array}{r} 7 \\ +6 \\ \hline \end{array}$$

$$\begin{array}{r} 2 \\ +6 \\ \hline \end{array}$$

$$\begin{array}{r} 3 \\ +6 \\ \hline \end{array}$$

$$\begin{array}{r} 9 \\ +6 \\ \hline \end{array}$$

$$\begin{array}{r} 9 \\ +6 \\ \hline \end{array}$$

$$\begin{array}{r} 2 \\ +6 \\ \hline \end{array}$$

$$\begin{array}{r} 6 \\ +6 \\ \hline \end{array}$$

$$\begin{array}{r} 8 \\ +6 \\ \hline \end{array}$$

$$\begin{array}{r} 9 \\ +6 \\ \hline \end{array}$$

$$\begin{array}{r} 9 \\ +6 \\ \hline \end{array}$$

$$\begin{array}{r} 10 \\ +6 \\ \hline \end{array}$$

$$\begin{array}{r} 5 \\ +6 \\ \hline \end{array}$$

$$\begin{array}{r} 2 \\ +6 \\ \hline \end{array}$$

$$\begin{array}{r} 1 \\ +6 \\ \hline \end{array}$$

$$\begin{array}{r} 4 \\ +6 \\ \hline \end{array}$$

$$\begin{array}{r} 4 \\ +6 \\ \hline \end{array}$$


$$\begin{array}{r} 7 \\ +6 \\ \hline \end{array}$$

$$\begin{array}{r} 1 \\ +6 \\ \hline \end{array}$$

$$\begin{array}{r} 8 \\ +6 \\ \hline \end{array}$$


$$\begin{array}{r} 3 \\ +6 \\ \hline \end{array}$$

Half-dozen




Six eggs

Score: _____



Six geese

Name _____



Draw a line to match each clock with the correct time.



Name: _____

Addition Color by Number: Monkey

Find the sum for each addition problem. Use the sum to find the correct color at the bottom of the page.



Light Blue: 17

Red: 9, 13

Orange: 6, 15

Yellow: 16

Dark Green: 14, 10

Light Green: 12, 18, 8


Brown: 11, 7

Tan: 18

Day 7

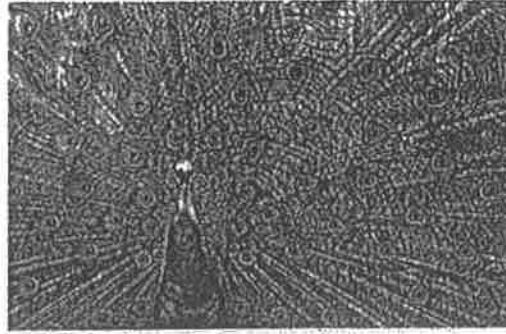
Blue on Earth

by ReadWorks



Our Earth

Earth is an amazing planet. Many kinds of animals live on Earth. Many kinds of plants live here, too. Scientists are still finding animals and plants we've never seen before!



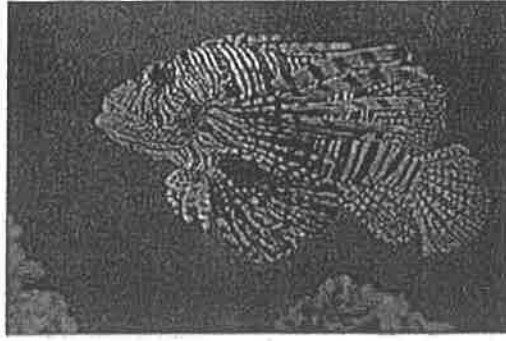
A peacock

If you've seen photos of Earth from space, you know that it looks very blue. Do you know why? Most of Earth is covered by water. This water makes up our oceans.



Blue poison dart frog


But oceans aren't the only things on Earth that are blue. There are blue fish. There are blue frogs. There are blue birds, too!



Blue fish

What other things on Earth are blue?

Name _____ Date _____



Title: _____

Author: _____



Write sentences about what you read today.

A large, empty rectangular box with a solid black border, intended for writing sentences.

SEQUENCING EXERCISES-BASIC LEVEL

Place the sentences in a logical and coherent order. Cut and paste or write in the boxes below

Setting the Table

Put the plates on the table.

Once the plates, cutlery and napkins are in place, put the glasses.

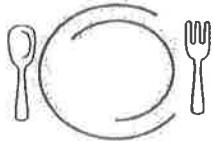
Next to the plates, place the cutlery together with the napkins.

Finally, check that you have not forgotten to bring anything to the table.

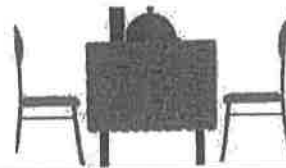
Place the tablecloth on the table.

NAME _____

DATE _____




Setting the Table



1.	
2.	
3.	
4.	
5.	

Day 7: What do you want to be when you grow up? Draw a picture and write 2-4 sentences.




Four sets of handwriting practice lines, each consisting of a solid top line, a dashed middle line, and a solid bottom line.



Name: _____

Adding Seven



7th Seventh

$$\begin{array}{r} 9 \\ +7 \\ \hline \end{array}$$

$$\begin{array}{r} 4 \\ +7 \\ \hline \end{array}$$

$$\begin{array}{r} 4 \\ +7 \\ \hline \end{array}$$

$$\begin{array}{r} 9 \\ +7 \\ \hline \end{array}$$

$$\begin{array}{r} 6 \\ +7 \\ \hline \end{array}$$

$$\begin{array}{r} 5 \\ +7 \\ \hline \end{array}$$

$$\begin{array}{r} 10 \\ +7 \\ \hline \end{array}$$

$$\begin{array}{r} 0 \\ +7 \\ \hline \end{array}$$

$$\begin{array}{r} 4 \\ +7 \\ \hline \end{array}$$

$$\begin{array}{r} 4 \\ +7 \\ \hline \end{array}$$

$$\begin{array}{r} 10 \\ +7 \\ \hline \end{array}$$

$$\begin{array}{r} 2 \\ +7 \\ \hline \end{array}$$

$$\begin{array}{r} 8 \\ +7 \\ \hline \end{array}$$

$$\begin{array}{r} 10 \\ +7 \\ \hline \end{array}$$

$$\begin{array}{r} 0 \\ +7 \\ \hline \end{array}$$

$$\begin{array}{r} 1 \\ +7 \\ \hline \end{array}$$

$$\begin{array}{r} 10 \\ +7 \\ \hline \end{array}$$

$$\begin{array}{r} 6 \\ +7 \\ \hline \end{array}$$

$$\begin{array}{r} 4 \\ +7 \\ \hline \end{array}$$

$$\begin{array}{r} 1 \\ +7 \\ \hline \end{array}$$

Menorah




Seven candles

Score: _____



Seven puppies

Name _____




Draw a line to match each clock with the correct time.



Day 8

Hunters in the Snow



Hunters in the Snow Painting

Painters are artists. They use paint to make pictures. A picture made with paint is a painting.

Artists can use different colors in their paintings. There are paintings with dark colors like brown and black. There are paintings with bright colors like red and yellow. There are paintings with all types of colors mixed together.

Take a look at the painting shown here. The painting is called *The Hunters in the Snow*. A hunter can be a person or animal who finds and kills animals. Can you find the hunters in this painting?

The men hunters are wearing dark clothes. Some of the dogs in the

painting are dark colors. A few dogs are brighter colors.

What season is shown in the painting? If you guessed winter, you're right! Look at the white snow painted everywhere.

What else do you notice about the colors in the painting?

Name _____ Date _____

Reading
about my
favorite
animal



Title: _____

Author: _____



Draw a picture about what you read today.

1. _____

2. _____

3. _____

4. _____

5. _____

SEQUENCING EXERCISES-BASIC LEVEL

Place the sentences in a logical and coherent order. Cut and paste or write in the boxes below

In the Library

Keep the book in your bag. Remember that you have to return it in 1 month.

Carefully take the book you want so that the rest does not fall.

Give the book and your library card to the librarian.

Before entering the library, check that your cell phone is silent.


Walk through the aisles until you find the book you want to read.

NAME _____

DATE _____




In the Library



1.	
2.	
3.	
4.	
5.	

Day 8: What is your favorite season? Draw a picture and write 2-4 sentences.




Handwriting practice lines consisting of a solid top line, a dashed middle line, and a solid bottom line. There are four such sets of lines stacked vertically, providing space for writing 2-4 sentences.



Name: _____

Adding Eight



Roman numeral eight



8th Eighth

$$\begin{array}{r} 6 \\ + 8 \\ \hline \end{array}$$

$$\begin{array}{r} 8 \\ + 8 \\ \hline \end{array}$$

$$\begin{array}{r} 3 \\ + 8 \\ \hline \end{array}$$

$$\begin{array}{r} 5 \\ + 8 \\ \hline \end{array}$$

$$\begin{array}{r} 3 \\ + 8 \\ \hline \end{array}$$

$$\begin{array}{r} 4 \\ + 8 \\ \hline \end{array}$$

$$\begin{array}{r} 1 \\ + 8 \\ \hline \end{array}$$

$$\begin{array}{r} 7 \\ + 8 \\ \hline \end{array}$$

$$\begin{array}{r} 2 \\ + 8 \\ \hline \end{array}$$

$$\begin{array}{r} 10 \\ + 8 \\ \hline \end{array}$$

$$\begin{array}{r} 7 \\ + 8 \\ \hline \end{array}$$

$$\begin{array}{r} 4 \\ + 8 \\ \hline \end{array}$$

$$\begin{array}{r} 0 \\ + 8 \\ \hline \end{array}$$

$$\begin{array}{r} 4 \\ + 8 \\ \hline \end{array}$$

$$\begin{array}{r} 5 \\ + 8 \\ \hline \end{array}$$

$$\begin{array}{r} 9 \\ + 8 \\ \hline \end{array}$$

$$\begin{array}{r} 0 \\ + 8 \\ \hline \end{array}$$

$$\begin{array}{r} 7 \\ + 8 \\ \hline \end{array}$$

$$\begin{array}{r} 2 \\ + 8 \\ \hline \end{array}$$

$$\begin{array}{r} 1 \\ + 8 \\ \hline \end{array}$$

Octagon



Eight sides


Score: _____

Octopus




Eight legs


What time is it?




1:00




.....




.....




.....




.....




.....




.....




.....



.....



.....



.....



.....

Name

Day 9

Red around Us

Take a look around you. Do you spot any things that are red? You probably do!


If you walk around your neighborhood, you might see a number of red things. You might see a red STOP sign. You might see a red fire truck. You might see red flowers.

Many people think the color red is beautiful. For some people, the color red has a special meaning. For example, some people believe the color red brings good luck.

What do you think about the color red?



Red strawberries



Red fire truck




Red STOP sign



Red ladybugs

Name _____ Date _____



Title: _____

Author: _____

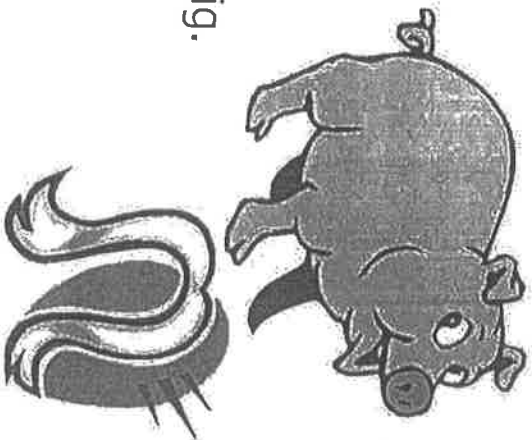


Write sentences about what you read today.

A large, empty rectangular box with a solid black border, intended for writing sentences.

The Big Pig

Focus: Words in the -ig family



This is a pig.

It is a big pig.

The big pig can dig.

This is a wig.

The big pig has a wig.

Is the pig big?

Yes, the pig is big.

Can the big pig dig?

Yes, the big pig can dig.

Does the pig have a wig?

Yes, the pig has a wig.


Name: _____

1) Is it a big pig?

2) What does the big pig have?

3) What can the big pig do?

Day 9: What is the weather like today? Draw a picture and write 2-4 sentences.

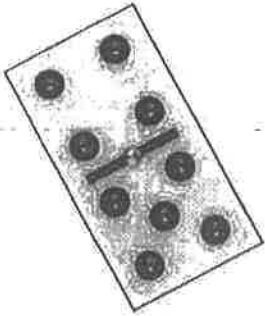


Four sets of handwriting lines, each consisting of a solid top line, a dashed middle line, and a solid bottom line.



Name: _____

Adding Nine



Roman numeral nine



9th Ninth

$$\begin{array}{r} 2 \\ +9 \\ \hline \end{array}$$

$$\begin{array}{r} 8 \\ +9 \\ \hline \end{array}$$

$$\begin{array}{r} 3 \\ +9 \\ \hline \end{array}$$

$$\begin{array}{r} 4 \\ +9 \\ \hline \end{array}$$

$$\begin{array}{r} 7 \\ +9 \\ \hline \end{array}$$

$$\begin{array}{r} 4 \\ +9 \\ \hline \end{array}$$

$$\begin{array}{r} 7 \\ +9 \\ \hline \end{array}$$

$$\begin{array}{r} 2 \\ +9 \\ \hline \end{array}$$

$$\begin{array}{r} 9 \\ +9 \\ \hline \end{array}$$

$$\begin{array}{r} 10 \\ +9 \\ \hline \end{array}$$

$$\begin{array}{r} 8 \\ +9 \\ \hline \end{array}$$

$$\begin{array}{r} 10 \\ +9 \\ \hline \end{array}$$

$$\begin{array}{r} 0 \\ +9 \\ \hline \end{array}$$

$$\begin{array}{r} 3 \\ +9 \\ \hline \end{array}$$

$$\begin{array}{r} 10 \\ +9 \\ \hline \end{array}$$

$$\begin{array}{r} 7 \\ +9 \\ \hline \end{array}$$


$$\begin{array}{r} 7 \\ +9 \\ \hline \end{array}$$

$$\begin{array}{r} 5 \\ +9 \\ \hline \end{array}$$

$$\begin{array}{r} 8 \\ +9 \\ \hline \end{array}$$

$$\begin{array}{r} 10 \\ +9 \\ \hline \end{array}$$

Geometry



Nine petals

Score: _____

China—Calligraphy



Nine



Name _____



Students



How Many Eggs?



Timmy	6										
Bill	5										
Sandy	4										
María	3										
Joshua	2										
John	1										
		1	2	3	4	5	6	7	8	9	10

1. Write the number of eggs found by each student:

John _____

Joshua _____

María _____

Sandy _____

Bill _____

Timmy _____

2. Who found the most? _____


3. Who found the least? _____

4. Who found the same number of eggs? _____

5. Who found just one egg? _____

Day 10

Shades of Green



Green grapes



Green box

Colors are all around us. They make our world more beautiful! Imagine if everything around you was the same color. That might be kind of boring. Luckily, our world is filled with color.

One thing that is cool about colors is that colors can look very different. Let's think about the color green. Take a look at the grapes in the photo. Now take a look at the image of the green box. They're both green. But they're different shades, or kinds of green. The grapes are light green. The box is a darker green.

Can you find other objects that are different shades of green?

Name _____ Date _____

Reading
about my
favorite
animal



Title: _____

Author: _____



Draw a picture about what you read today.

1. _____

2. _____

3. _____

4. _____

5. _____

My First Hat

Focus: Short "a" Words



I had never had a hat.

I wanted one, so I told my dad.

He said he was glad to get me
my first hat.



When I saw it, I was mad.

It was a bad hat.

I did not like it.

I put it in the water
so it went away.



My dad was mad.

He said I was bad to lose the hat.

I got a new hat.

I like it more than my first hat.



Name: _____

1) What did his dad get?

2) Why was he mad when he saw it?

3) Which hat does he like more?


Day 10: What do you like to do outside when it is warm? Draw a picture and write 2-4 sentences.

A large rectangular box with a thin black border, intended for a drawing and a short paragraph of text. The box is currently empty.A set of handwriting practice lines consisting of five horizontal rows. Each row is bounded by two solid black lines, one above and one below. A dashed black line runs horizontally through the center of each row, creating a space for writing.



Name: _____

Adding Ten



$$\begin{array}{r} 6 \\ + 10 \\ \hline \end{array}$$



$$\begin{array}{r} 7 \\ + 10 \\ \hline \end{array}$$



Roman numeral ten

$$\begin{array}{r} 0 \\ + 10 \\ \hline \end{array}$$



$$\begin{array}{r} 7 \\ + 10 \\ \hline \end{array}$$



10th Tenth

$$\begin{array}{r} 10 \\ + 10 \\ \hline \end{array}$$

$$\begin{array}{r} 8 \\ + 10 \\ \hline \end{array}$$

$$\begin{array}{r} 6 \\ + 10 \\ \hline \end{array}$$

$$\begin{array}{r} 9 \\ + 10 \\ \hline \end{array}$$

$$\begin{array}{r} 6 \\ + 10 \\ \hline \end{array}$$

$$\begin{array}{r} 1 \\ + 10 \\ \hline \end{array}$$

$$\begin{array}{r} 5 \\ + 10 \\ \hline \end{array}$$

$$\begin{array}{r} 8 \\ + 10 \\ \hline \end{array}$$

$$\begin{array}{r} 8 \\ + 10 \\ \hline \end{array}$$

$$\begin{array}{r} 9 \\ + 10 \\ \hline \end{array}$$

$$\begin{array}{r} 8 \\ + 10 \\ \hline \end{array}$$

$$\begin{array}{r} 0 \\ + 10 \\ \hline \end{array}$$


$$\begin{array}{r} 1 \\ + 10 \\ \hline \end{array}$$

$$\begin{array}{r} 3 \\ + 10 \\ \hline \end{array}$$

$$\begin{array}{r} 10 \\ + 10 \\ \hline \end{array}$$

$$\begin{array}{r} 7 \\ + 10 \\ \hline \end{array}$$

10 pointed star



How many triangles?

Score: _____



Ten

Analog Clock



10:00



Name _____



Can you analyze the graph?



rabbits	
eggs	
butterflies	
candy	
flowers	

1. How many rabbits are there in all?

- 7
- 6
- 8

2. How many more rabbits than eggs are there?

- 5
- 8
- 3

3. How many less candies are there than butterflies?

- 3
- 2
- 5

4. Which one has the least amount?

- Rabbits
- Butterflies
- Flowers

5. Which one has the most amount?

- Butterflies
- Flowers
- Rabbits

6. Which one has the same amount?

- Eggs and rabbits
- Butterflies and eggs
- Flowers and candy