

KE



practice book



NAME \_\_\_\_\_

DATE \_\_\_\_\_

## Adding One More


Use the numbers to help solve the problems below.

0 1 2 3 4 5 6 7 8 9 10

Solve the addition problems. Use the pictures to help.



$$3 + 1 = \underline{\quad}$$



$$2 + 1 = \underline{\quad}$$




$$4 + 1 = \underline{\quad}$$



$$1 + 1 = \underline{\quad}$$



$$7 + 1 = \underline{\quad}$$



$$5 + 1 = \underline{\quad}$$




$$8 + 1 = \underline{\quad}$$

NAME \_\_\_\_\_


DATE \_\_\_\_\_

# Butterfly Countdown Subtract One


Solve the subtraction problems. Use the pictures to help.




$$10 - 1 = \underline{\quad}$$




$$8 - 1 = \underline{\quad}$$




$$4 - 1 = \underline{\quad}$$



$$6 - 1 = \underline{\quad}$$



$$7 - 1 = \underline{\quad}$$



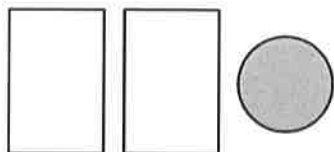
$$2 - 1 = \underline{\quad}$$

NAME \_\_\_\_\_

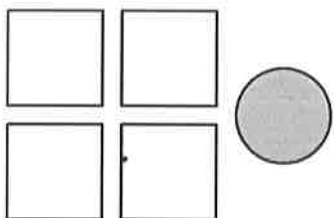
DATE \_\_\_\_\_

## Add a Circle

Trace the numbers and complete the addition problems below. Use the pictures to help.



$$2 + 1 = \underline{3}$$




$$4 + 1 = \underline{5}$$



$$6 + 1 = \underline{7}$$



$$3 + 1 = \underline{\quad}$$



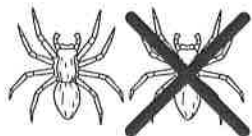
$$5 + 1 = \underline{\quad}$$

NAME \_\_\_\_\_

DATE \_\_\_\_\_

# Subtract a Spider

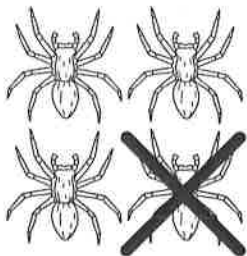
Trace the numbers and complete the subtraction problems below. Use the pictures to help.



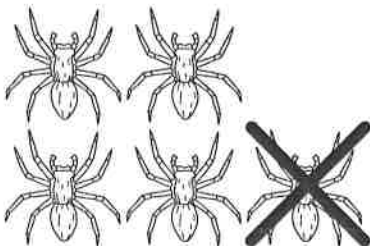
$$2 - 1 = \underline{\quad}$$



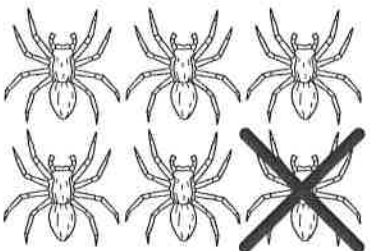
$$3 - 1 = \underline{\quad}$$



$$4 - 1 = \underline{\quad}$$



$$5 - 1 = \underline{\quad}$$




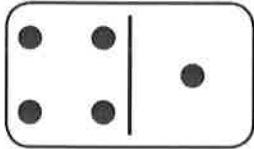


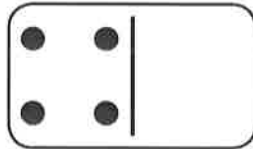
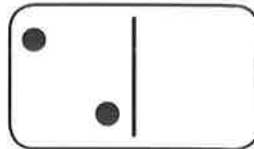


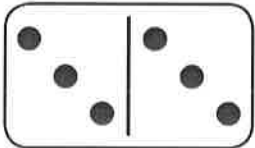
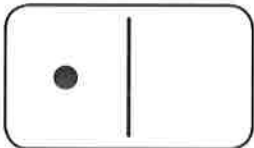



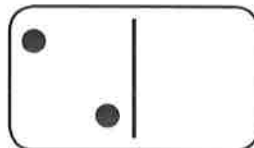


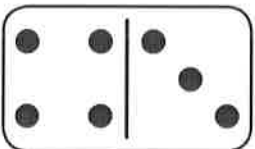
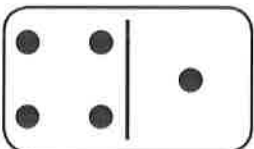


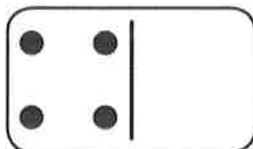
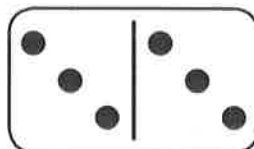


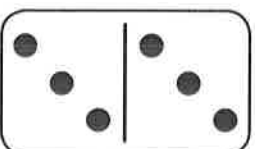
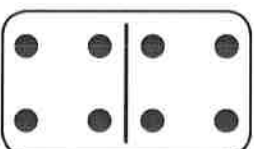






$$6 - 1 = \underline{\quad}$$

NAME \_\_\_\_\_

DATE \_\_\_\_\_

## Which One Has More Dots?

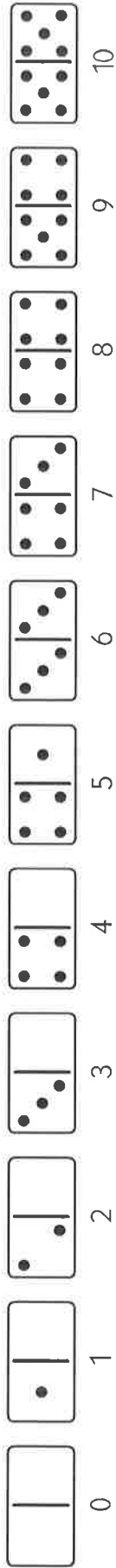
Put an X on the domino that has more dots. Trace the numbers below.

NAME \_\_\_\_\_ DATE \_\_\_\_\_

## Put Them in Order

Use the numbers and dominoes to help with the problems below.



Trace the numbers. Then write them again in order from least to most.

5	6	4	3	1	2
4	5	6	7	8	9
8	6	7	9	10	2
_____	_____	_____	_____	_____	_____
4	2	3	7	9	8
_____	_____	_____	_____	_____	_____

NAME \_\_\_\_\_

DATE \_\_\_\_\_

# Comparing Cube Trains

1 Trace the numbers.

3

4






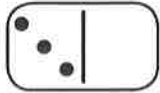
5

6

7

8

9



2 Count the cubes. Write the number to show how many. Draw an X on the train that is longer.

	_____
	_____
	_____
	_____
	_____
	_____

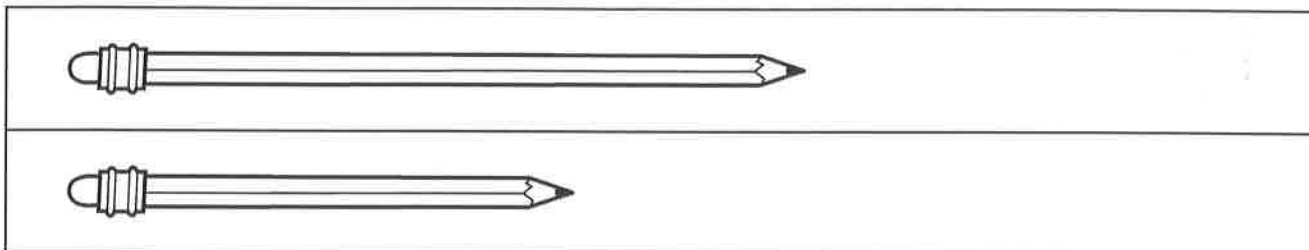


NAME \_\_\_\_\_

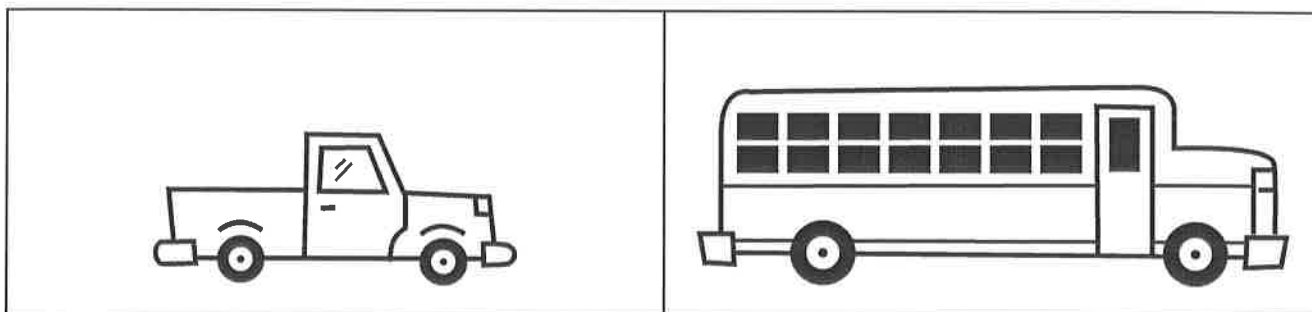
DATE \_\_\_\_\_

## Which Is Longer? Which Is Shorter?


1 Draw a red X on the longer pencil. Color the shorter pencil green.



2 Color the longer vehicle yellow. Draw a circle around the shorter vehicle.



3 Color the longest ribbon blue. Color the shortest ribbon red.

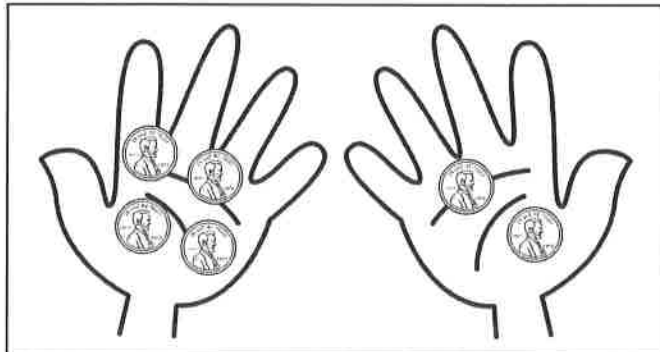
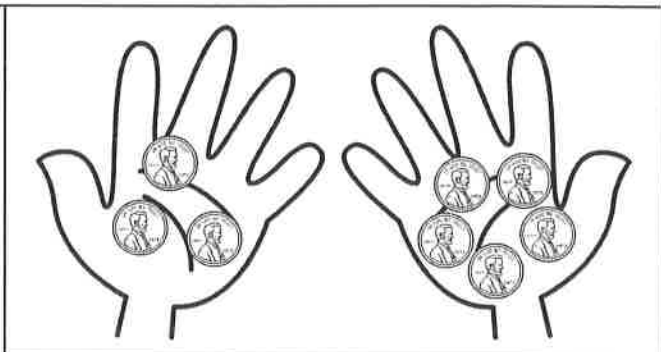
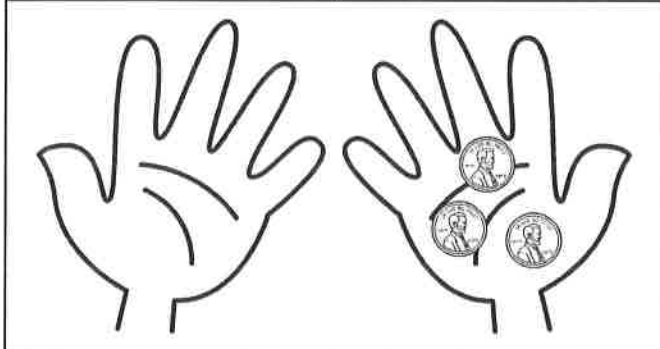
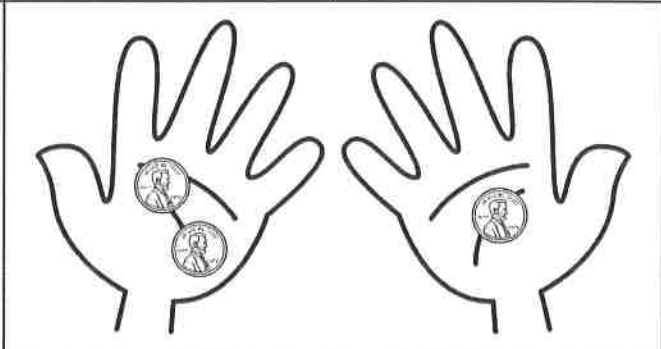


NAME \_\_\_\_\_

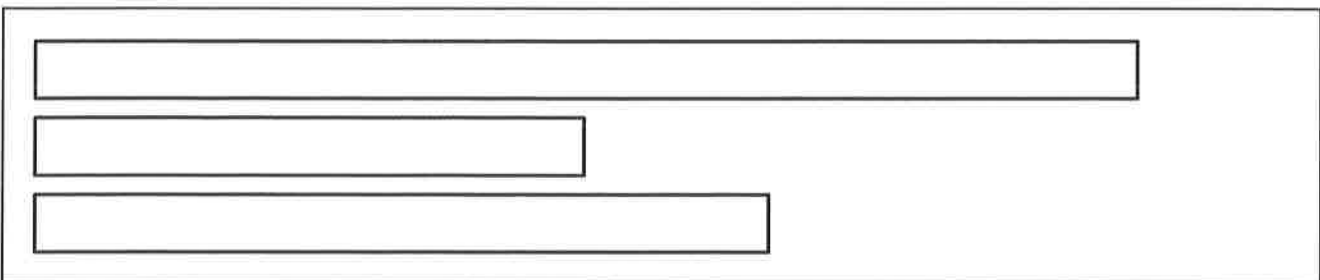
DATE \_\_\_\_\_

## Comparing Pennies: 0 1 2 3 4 5

**1** How many pennies are there in each hand? Write the number to show. Draw a blue X on the hand with fewer pennies.

			
Pennies	Pennies	Pennies	Pennies
4	2		
			
Pennies	Pennies	Pennies	Pennies

**2** Color the longest ribbon green. Color the shortest ribbon brown.







NAME \_\_\_\_\_

DATE \_\_\_\_\_

# Count & Compare Pennies

Count the pennies in each frame. Write how many there are. Then draw lines to the words to show which frame has more and which frame has less.

1

			
---	---	--	---

less

more



2

			
---	--	--	--

less

more

3

			
---	--	--	--

less

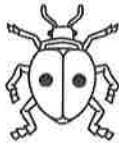

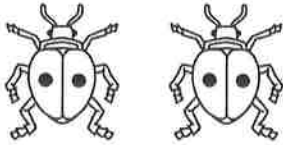

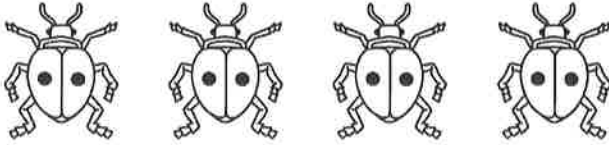

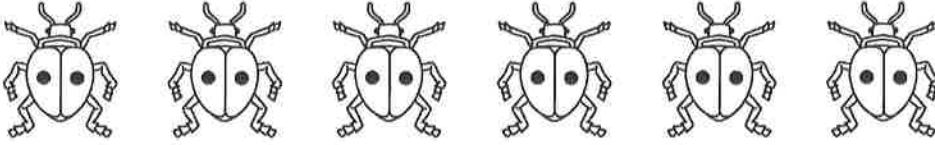
more

NAME \_\_\_\_\_

DATE \_\_\_\_\_

## A Growing Pattern of Ladybugs & Spots

1 Record the number of ladybugs and spots you see in each row.

How many ladybugs?		How many spots?
one		
two		
three		
four		
five		
six		

2 Circle all of the counting by twos numbers:

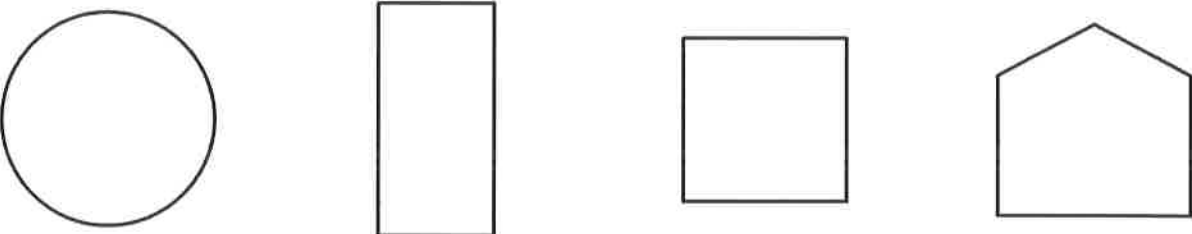

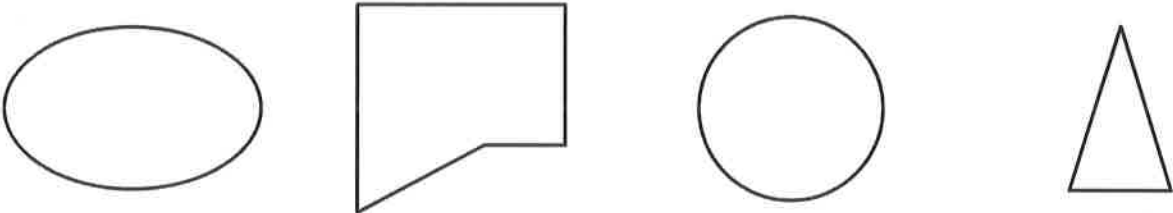

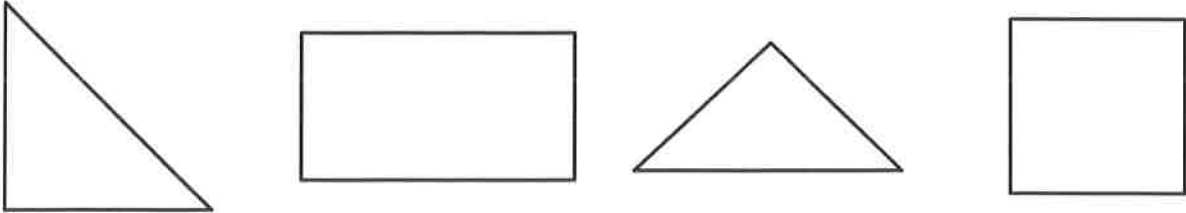

1	2	3	4	5	6	7	8	9	10
11	12	13	14	15	16	17	18	19	20
21	22	23	24	25	26	27	28	29	30

NAME \_\_\_\_\_

DATE \_\_\_\_\_

# Which Shapes Could It Be? Sheet 1

Circle all the shapes that fit the clues in each box.




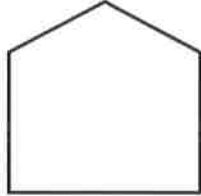
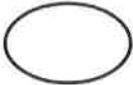


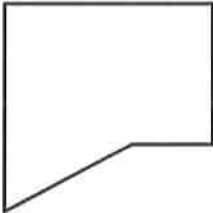




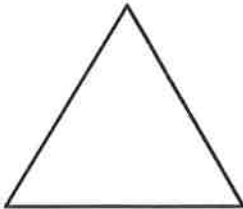
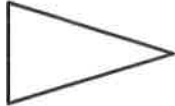
<p><b>1</b></p> 	<p>Clues <u>        </u> straight sides</p>  <p>4 corners</p>
<p><b>2</b></p> 	<p>Clue </p> <p>curved sides</p>
<p><b>3</b></p> 	<p>Clues <u>        </u> straight sides</p>  <p>3 corners</p>

NAME \_\_\_\_\_

DATE \_\_\_\_\_

# Which Shapes Could It Be? Sheet 2

Color the shape that fits all the clues in each box.

<p><b>1</b></p> 	<p>Clues</p> <p>_____</p> <p>straight sides</p>  <p>4 corners</p>  <p>small</p> 
<p><b>2</b></p> 	<p>Clues</p>  <p>curved sides</p>  <p>large</p>  
<p><b>3</b></p> 	<p>Clues</p> <p>_____</p> <p>straight sides</p>  <p>3 corners</p>  <p>large</p>  

NAME \_\_\_\_\_

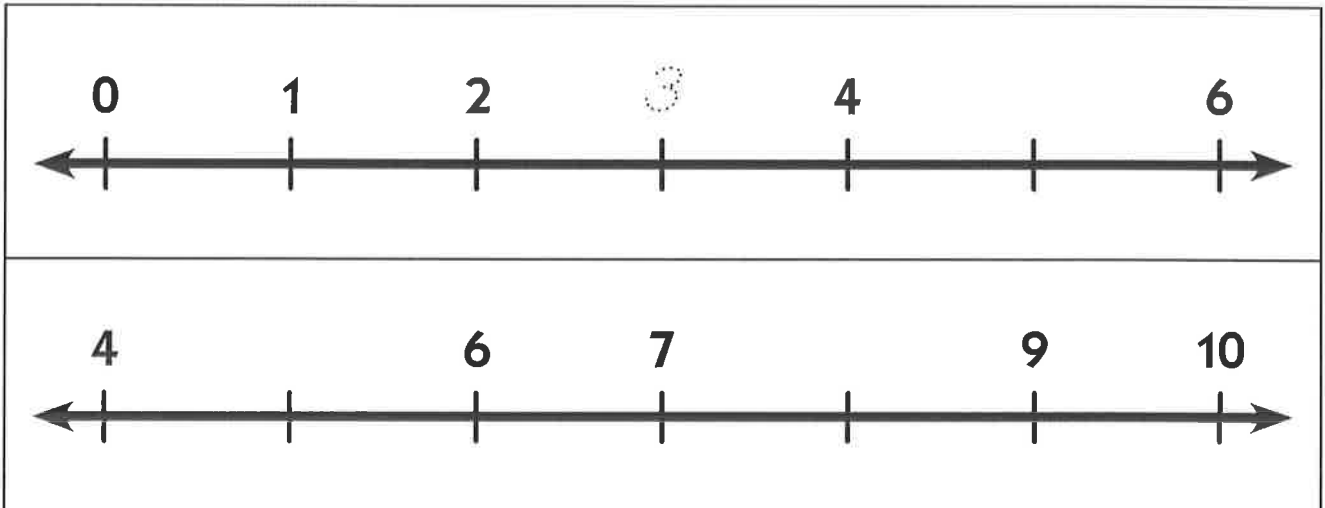
DATE \_\_\_\_\_

## Line Up Those Numbers

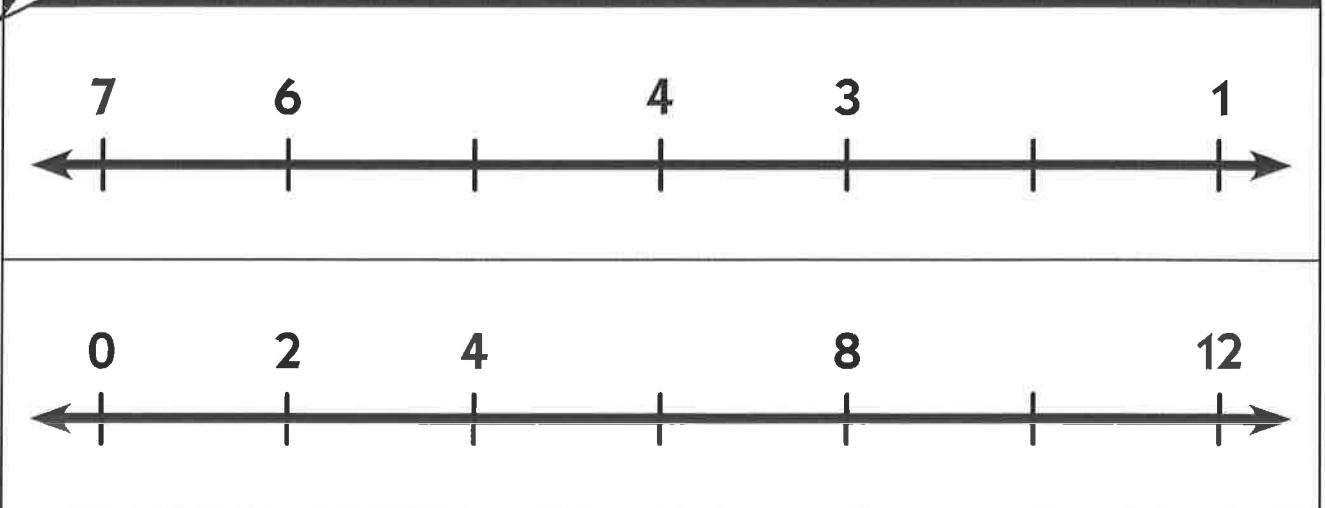
1 Trace each number. Then write it again in the box below.

0	1	2	3	4	5	6	7	8	9

2 Fill in the missing numbers on the number lines below.



### CHALLENGE



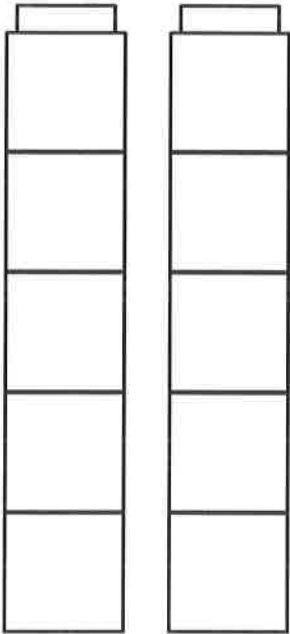
NAME \_\_\_\_\_

DATE \_\_\_\_\_

## Coloring Cubes 5–10

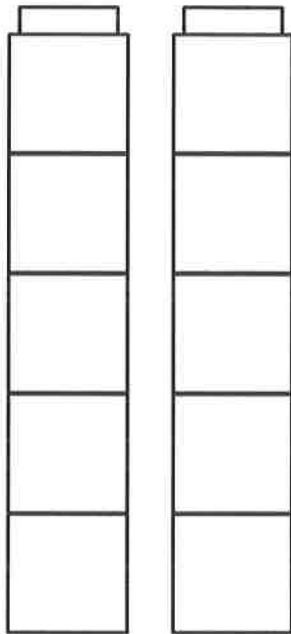
Color in the cubes below.

Color 9 cubes.



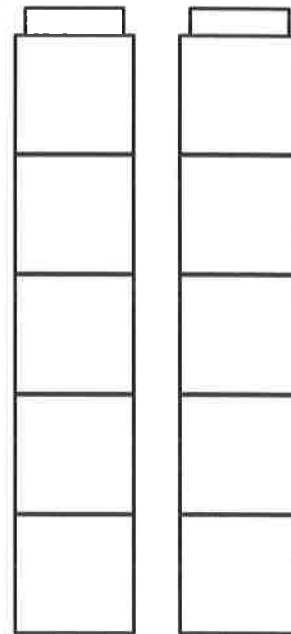
Two vertical towers of 5 cubes each, for a total of 10 cubes.

Color 7 cubes.



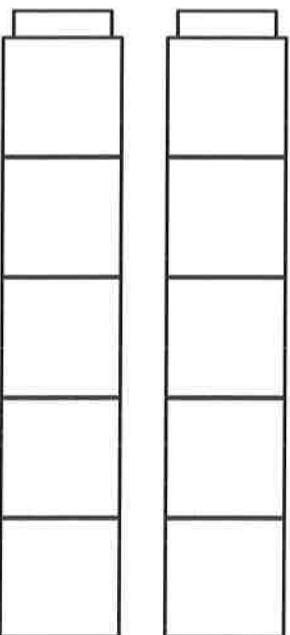
Two vertical towers of 5 cubes each, for a total of 10 cubes.

Color 5 cubes.



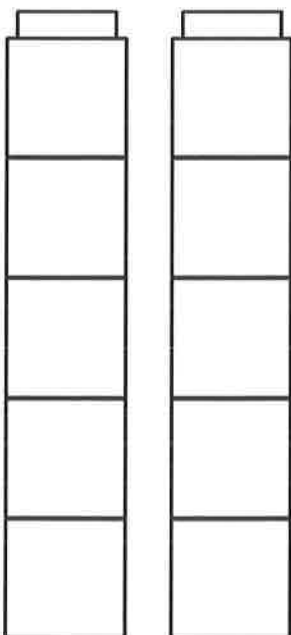
Two vertical towers of 5 cubes each, for a total of 10 cubes.

Color 8 cubes.



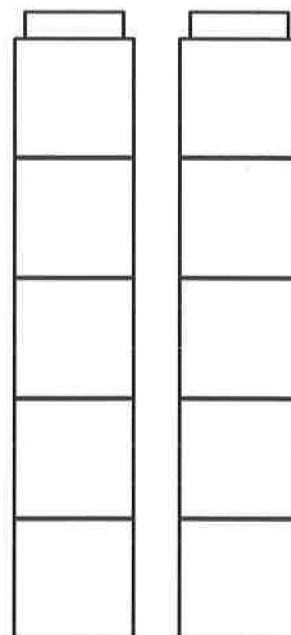
Two vertical towers of 5 cubes each, for a total of 10 cubes.

Color 10 cubes.



Two vertical towers of 5 cubes each, for a total of 10 cubes.

Color 6 cubes.



Two vertical towers of 5 cubes each, for a total of 10 cubes.























NAME \_\_\_\_\_

DATE \_\_\_\_\_

## Dots 11–15

Count the dots in each double ten frame. Trace the numbers.






			
			
			
			
			

NAME \_\_\_\_\_

DATE \_\_\_\_\_

## Dots 16–20

Count the dots in each double ten frame. Trace the numbers.

	<i>16</i>	<i>16</i>	<i>16</i>
	<i>17</i>	<i>17</i>	<i>17</i>
	<i>18</i>	<i>18</i>	<i>18</i>
	<i>19</i>	<i>19</i>	<i>19</i>
	<i>20</i>	<i>20</i>	<i>20</i>

NAME \_\_\_\_\_





DATE \_\_\_\_\_

## Count the Dots

1 Trace each number.

15      16      17      18      19      20

2 Count the number of dots in each set of double ten frames and record the number.


	
	

NAME \_\_\_\_\_


DATE \_\_\_\_\_

# Add the Pennies


Solve the addition problems. Use the pictures to help.




$$2\text{¢} + 3\text{¢} = \underline{\quad\quad}\text{¢}$$




$$3\text{¢} + 2\text{¢} = \underline{\quad\quad}\text{¢}$$




$$5\text{¢} + 0\text{¢} = \underline{\quad\quad}\text{¢}$$



$$4\text{¢} + 1\text{¢} = \underline{\quad\quad}\text{¢}$$



$$1\text{¢} + 4\text{¢} = \underline{\quad\quad}\text{¢}$$







$$0\text{¢} + 5\text{¢} = \underline{\quad\quad}\text{¢}$$

NAME \_\_\_\_\_

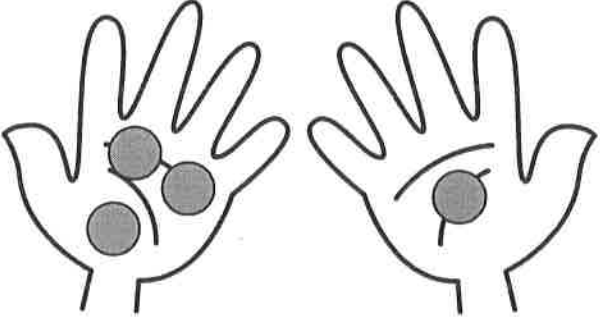
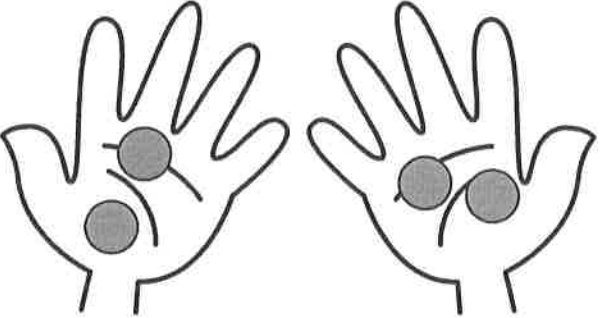
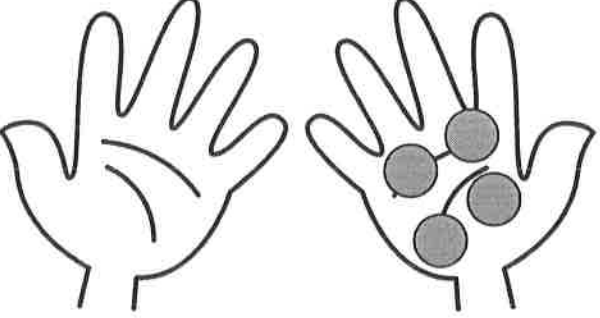
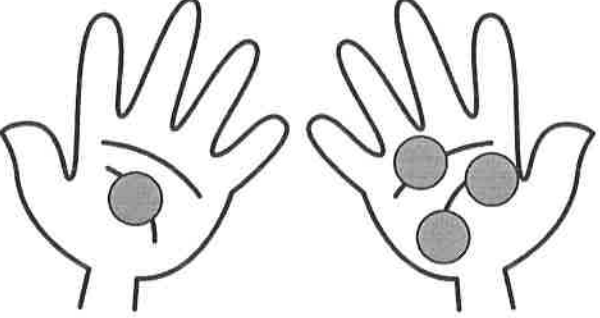
DATE \_\_\_\_\_

# Make 4

1 Color the cubes to match each equation.

 $1 + 3 = 4$	 $2 + 2 = 4$
 $4 + 0 = 4$	 $3 + 1 = 4$

2 Trace the numbers and solve the problems. Use the pictures to help.

 $3 + 1 = \underline{\quad}$	 $2 + 2 = \underline{\quad}$
 $0 + 4 = \underline{\quad}$	 $\underline{\quad} + \underline{\quad} = 4$

NAME \_\_\_\_\_ DATE \_\_\_\_\_

# How Many Insects? Add Them Up

Solve the addition problems. Use the pictures to help.

$\begin{array}{r} 1 \\ + 1 \\ \hline \end{array}$	
---	--

$\begin{array}{r} 2 \\ + 2 \\ \hline \end{array}$	
---	--

$\begin{array}{r} 4 \\ + 4 \\ \hline \end{array}$	
---	--

$\begin{array}{r} 3 \\ + 3 \\ \hline \end{array}$	
---	--

$\begin{array}{r} 5 \\ + 5 \\ \hline \end{array}$	
---	--

$\begin{array}{r} 4 \\ + 4 \\ \hline \end{array}$	
---	--

$\begin{array}{r} 4 \\ + 4 \\ \hline \end{array}$	
---	--

$\begin{array}{r} 5 \\ + 5 \\ \hline \end{array}$	
---	--


$\begin{array}{r} 5 \\ + 5 \\ \hline \end{array}$	
---	--

NAME \_\_\_\_\_

DATE \_\_\_\_\_

## A Story Problem

3 seal pups are on the rock.  
4 mother seals are in the water.  
How many seals altogether?







Use pictures and numbers to show how you solve the problem.

NAME \_\_\_\_\_

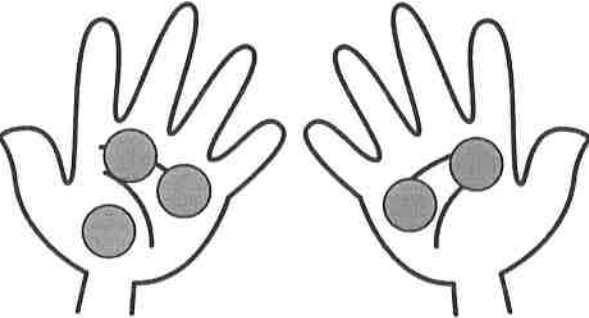
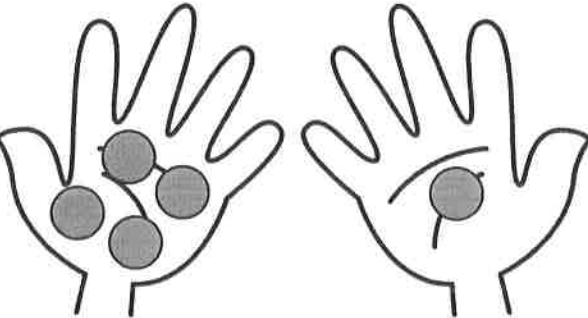
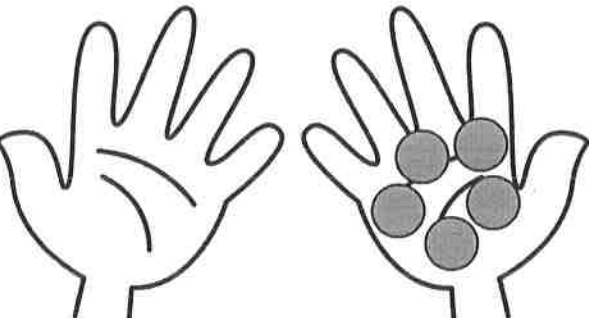
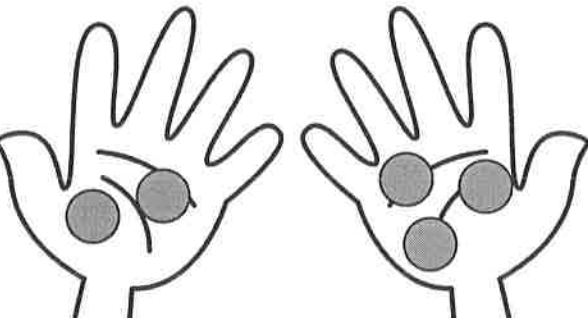
DATE \_\_\_\_\_

# Make 5

1 Color the cubes to match each equation.

 <p style="text-align: center;"><math>1 + 4 = 5</math></p>	 <p style="text-align: center;"><math>5 + 0 = 5</math></p>
 <p style="text-align: center;"><math>2 + 3 = 5</math></p>	 <p style="text-align: center;"><math>4 + 1 = 5</math></p>

2 Trace the numbers and solve the problems. Use the pictures to help.

 <p style="text-align: center;"><math>3 + 2 = \underline{\quad}</math></p>	 <p style="text-align: center;"><math>4 + 1 = \underline{\quad}</math></p>
 <p style="text-align: center;"><math>0 + 5 = \underline{\quad}</math></p>	 <p style="text-align: center;"><math>\underline{\quad} + \underline{\quad} = 5</math></p>



NAME \_\_\_\_\_


DATE \_\_\_\_\_

# Counting Dimes






Use the following information to help solve the problems below.



1 Trace the numbers.



2 How many cents? Write the amount.





	<u>10</u> ¢
	_____¢
	_____¢
	_____¢
	_____¢

NAME \_\_\_\_\_

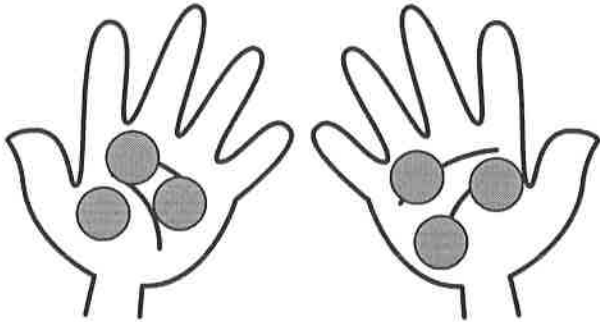
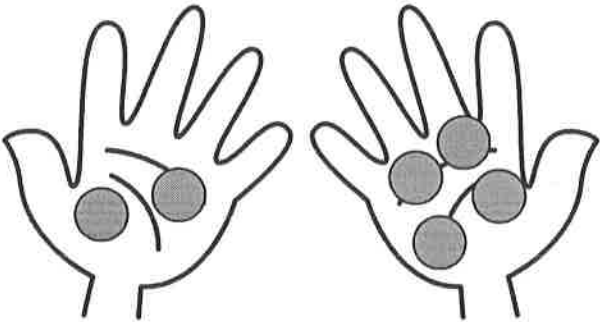
DATE \_\_\_\_\_

# Make 6

1 Color the cubes to match each equation.

 <p style="margin: 5px 0;"><math>1 + 5 = 6</math></p>
 <p style="margin: 5px 0;"><math>2 + 4 = 6</math></p>
 <p style="margin: 5px 0;"><math>3 + 3 = 6</math></p>
 <p style="margin: 5px 0;"><math>6 + 0 = 6</math></p>

2 Trace the numbers and solve the problems. Use the pictures to help.

 <p style="margin: 10px 0;">             _____ + _____ = _____         </p>	 <p style="margin: 10px 0;">             _____ + _____ = _____         </p>
--	---

NAME \_\_\_\_\_

DATE \_\_\_\_\_

# Count the Cubes

1 Trace each number.



2 Count the cubes in each set and record the number.

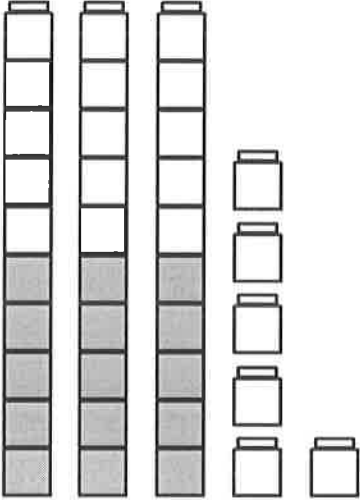
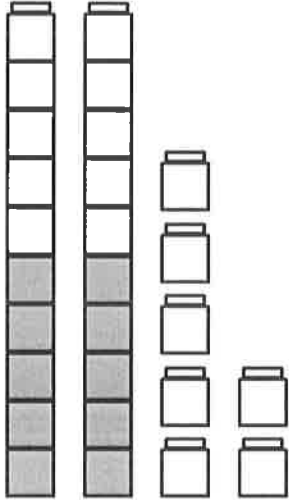
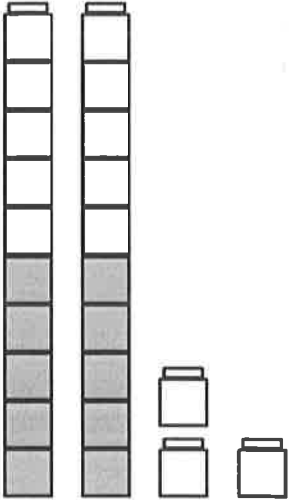
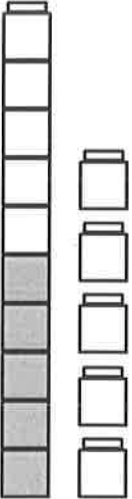
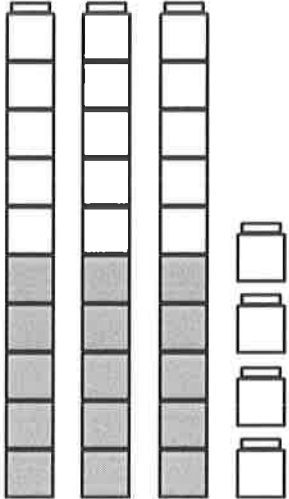

<p>11</p>		

NAME \_\_\_\_\_

DATE \_\_\_\_\_

# Tens & Ones How Many?

How many cubes in each set? Write the number to show.

 <p>34</p>		
		

NAME \_\_\_\_\_ DATE \_\_\_\_\_

# What's Missing? Sheet 1

1 Trace each number.

1 2 3 4 5 6 7 8 9 10

2 Fill in the missing numbers.

1	2	3		5	6	7		9	10
11	12		14	15		17	18		20
21		23		25	26			29	30



**CHALLENGE**

31				35		37			40
----	--	--	--	----	--	----	--	--	----