

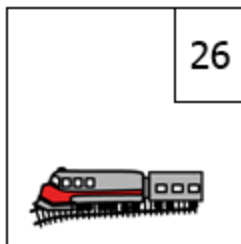

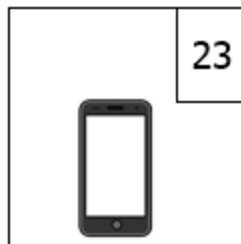



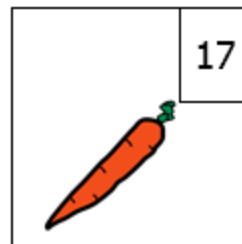

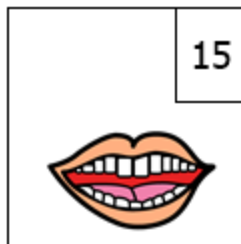
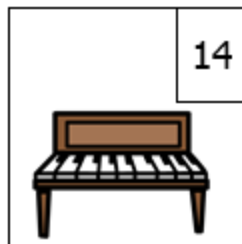
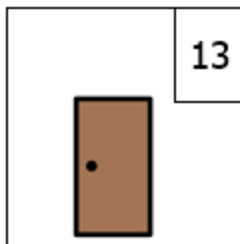

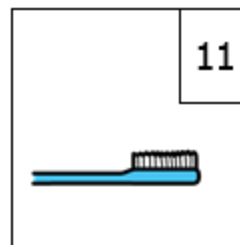

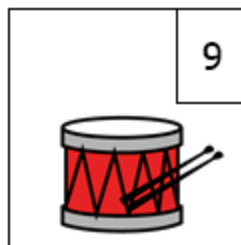
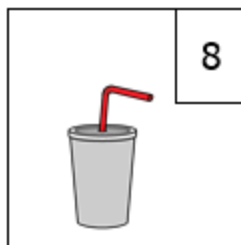

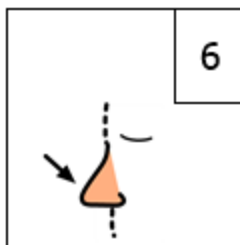
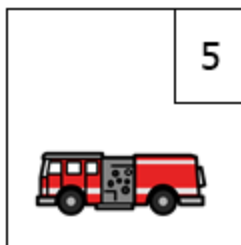

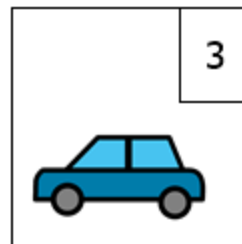

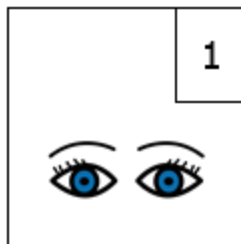


## Questions

1. What is it?
2. What group is it in?  
(i.e., animals, food, vehicles)
3. What does it do, what noise does it make?
4. What does it look like? (color, size, shape)
5. What is it made of or come from?
6. What are its parts?
7. Where would you see it?
8. What else do you know about this item?

EET Format

Preschool Speech and Language Activities for every day in April.  
Describe each picture by answering/modeling the answer to  
as many questions as you can for each picture.  
Keep track of how many you answer each day.



If you are working on the p, b, m, t, d, n, k or g sound, which pictures have your sound? Say each word 5 times every day.