

Preguntas

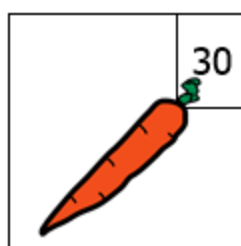

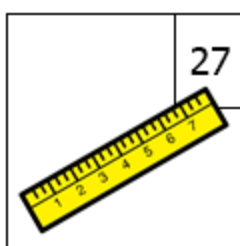
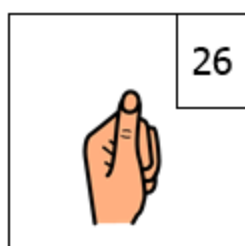


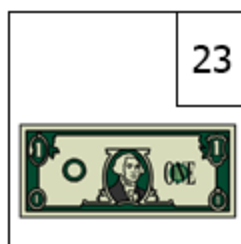
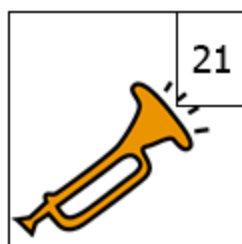



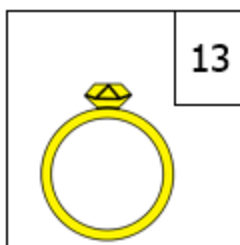

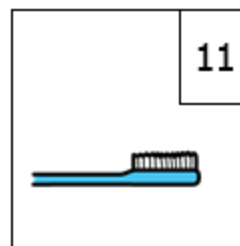
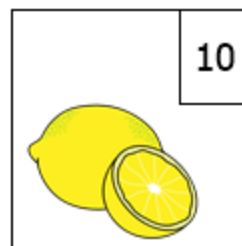
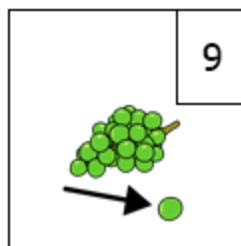
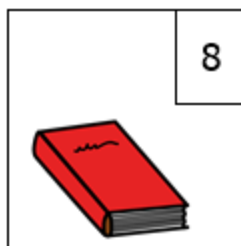


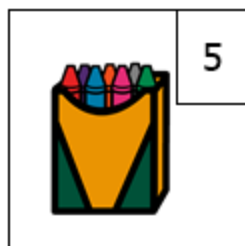
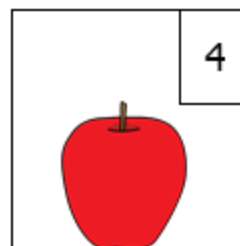
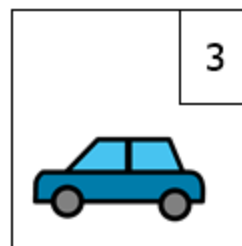

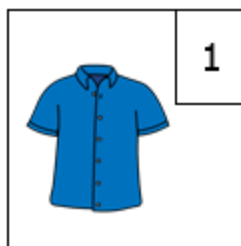
1. ¿Qué es?
2. ¿A que grupo pertenece? (animales, comida, vehículos).
3. ¿Qué hace?
4. ¿Cómo se ve? (color, tamaño, forma)
5. ¿De qué está hecho o de dónde viene?
6. ¿Qué partes tiene?
7. ¿Dónde lo verías?
8. ¿Qué más sabes sobre este artículo?

EET Format

Pre-K Actividades de lenguaje y habla para todos los días de abril.

Describe cada imagen respondiendo a tantas preguntas como pueda para cada imagen.

Mantenga un registro de cuántas contesta cada día.



Si está trabajando con los sonidos b, p, m, n, t, d, k o g, ¿qué imágenes tienen su sonido? Diga cada palabra 5 veces cada día.