



The Parents' Guide to Google Classroom

What is Google Classroom?

Think of Google Classroom (GC)
as your child's digital link to
learning.

Teachers use GC to share
assignments, homework,
newsletters, and much more with
students AND parents!



Getting Started



Google Classroom

1

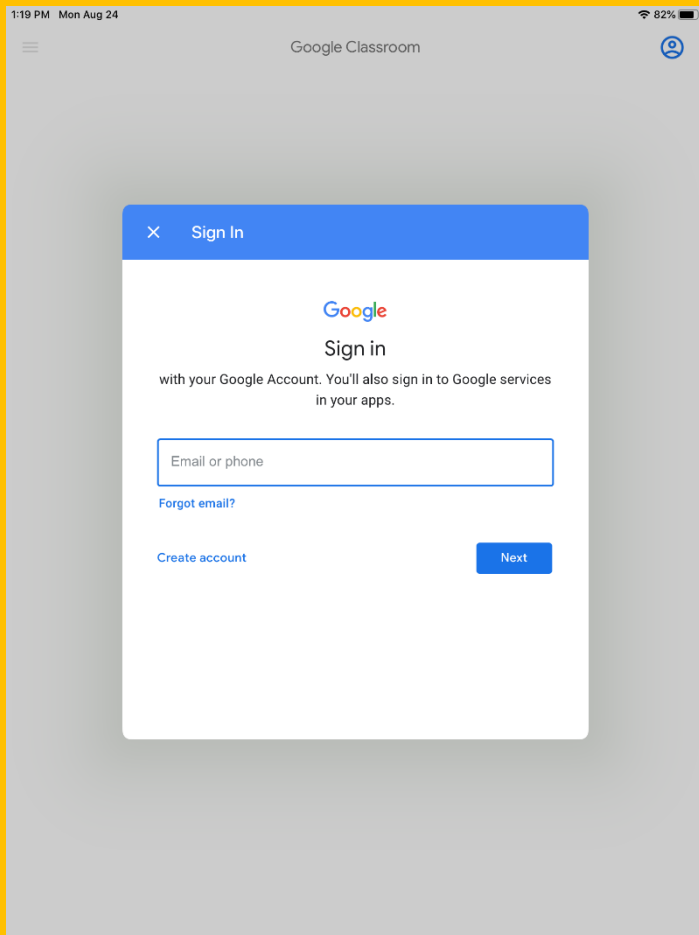
Click on

[Google](#)

[Classroom](#)

app. It looks like the image to the left.

Getting Started



2

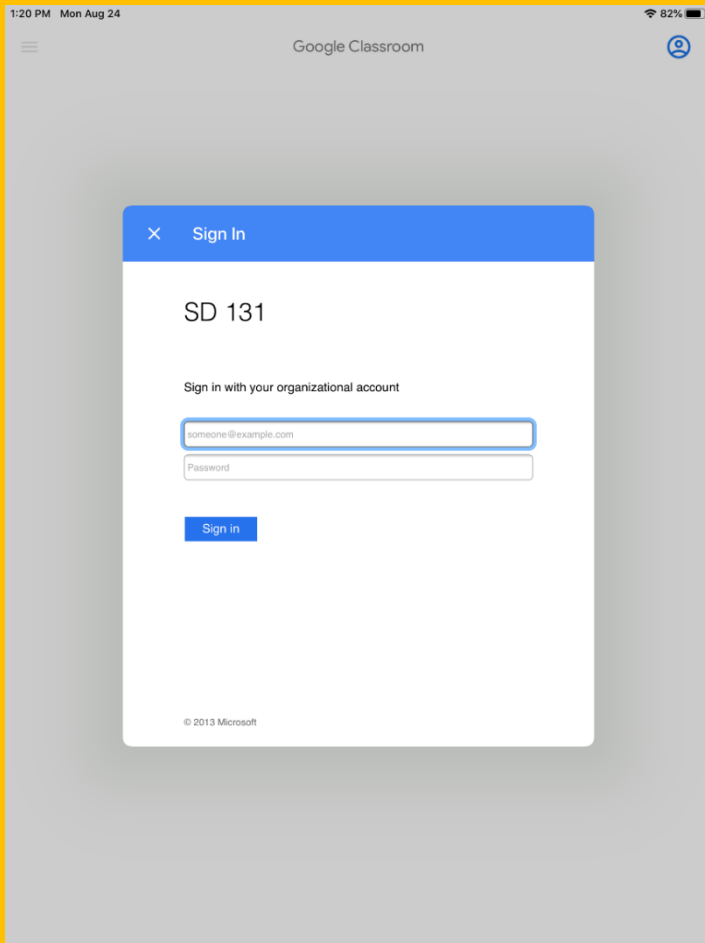
Enter your D131 username into the “Add person” box. Select your favorite icon, and then click “Add.”

The D131 username for your child is their student ID

number@d131.org

(Example:
123456@d131.org)

Getting Started



3

Enter your D131 username into the “Add person” box. Select your favorite icon, and then click “Add.” The D131 username for your child is their student ID number@d131.org (Example: 123456@d131.org)

Then enter your child’s password. Example: If my name is John Doe, and I was born August 26, 2011, my password would be JD082611

Press Sign In when Done.

Getting Started



4

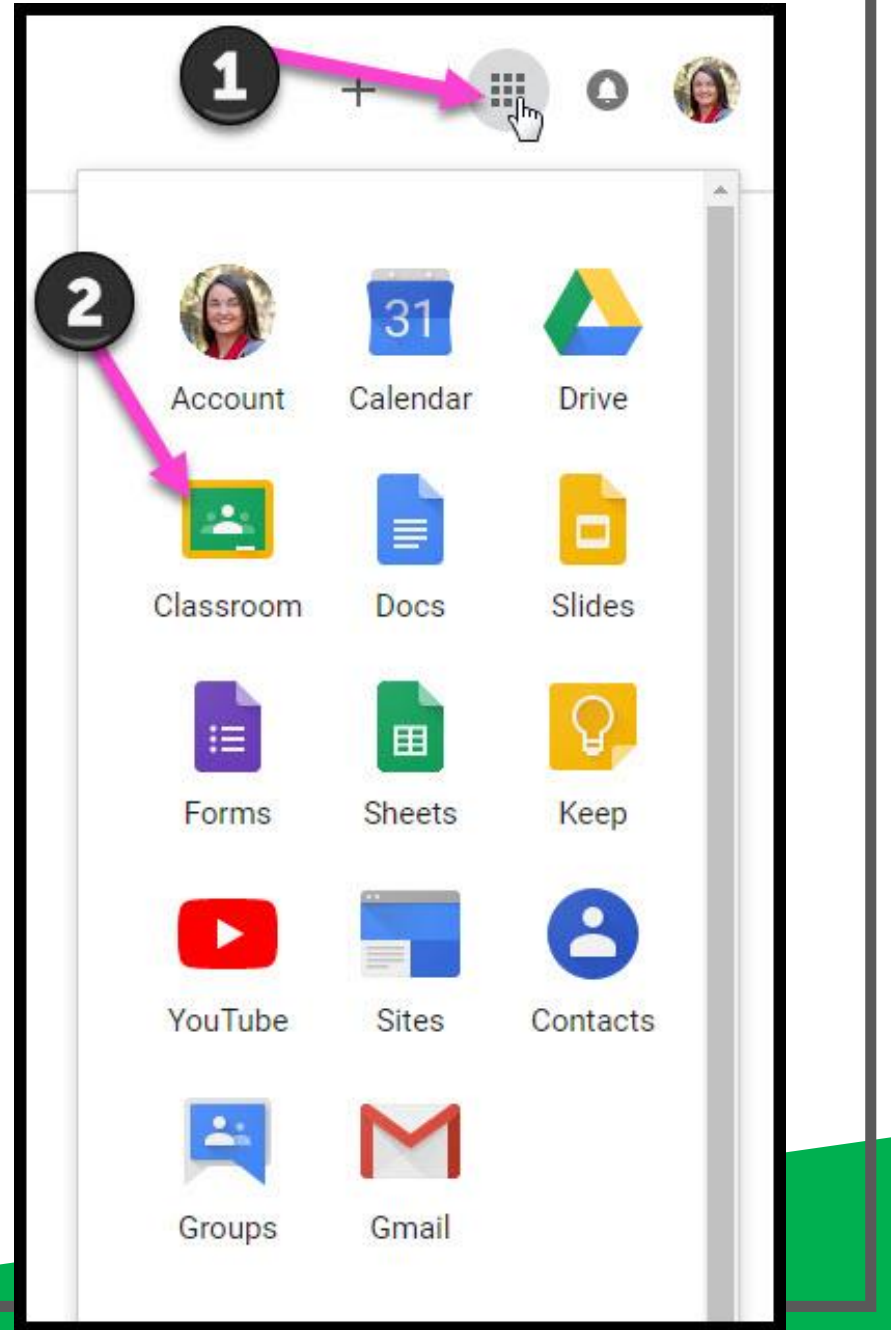
Congratulations!

You have now logged into Google Classroom on an iPad. Choose the class you would like to work with.

Navigating Classroom

1

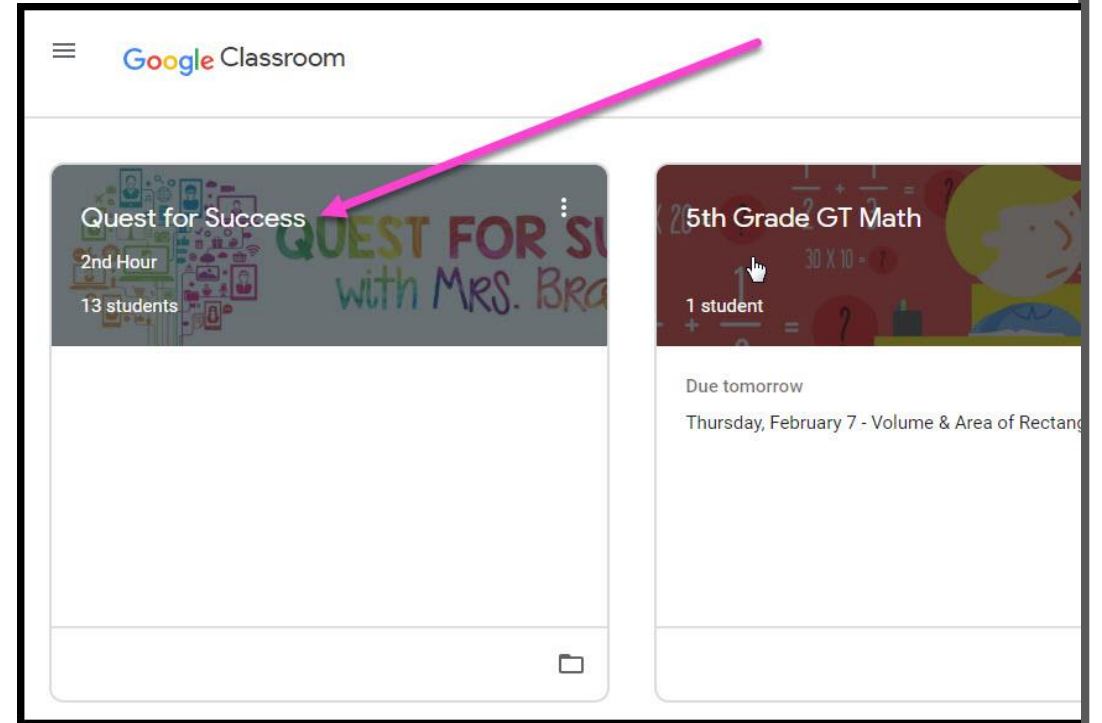
Click on the waffle button and then the [Google Classroom](#) icon.




Navigating Classroom

2

Click on the class you wish to view.

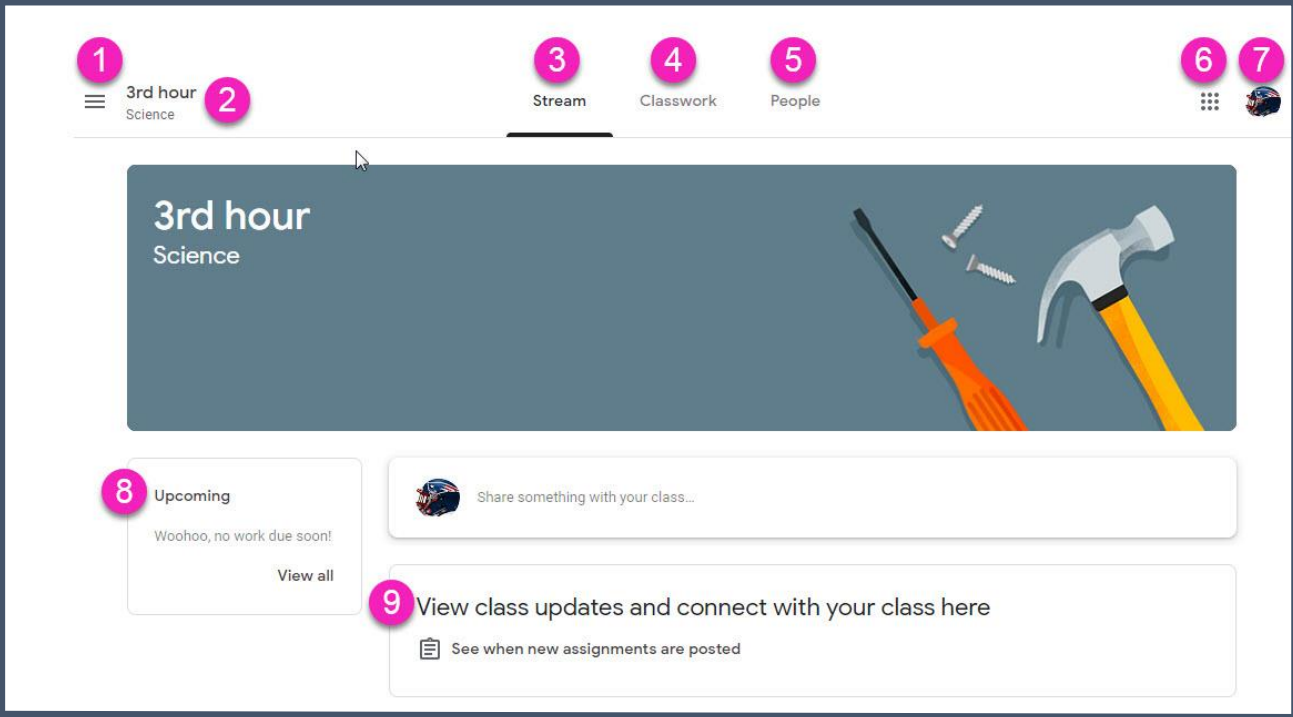


Navigating Classroom



 = High Interest for Parents

3

Page tools
(Left side)



The screenshot shows a Classroom page for '3rd hour Science'. The page layout includes a top navigation bar with a menu icon (1), the current class name (2), and tabs for 'Stream' (3), 'Classwork' (4), and 'People' (5). On the right side of the top bar are a waffle button (6) and a user profile icon (7). The main content area features a header for the class (2) with a background image of tools, an 'Upcoming' section (8) with a 'View all' link, a sharing box, and a section for class updates (9) with a 'See when new assignments are posted' option.

- 1 Menu of Classes
- 2 Current Class
- 3 Announcements Page
- 4 Assignments 
- 5 Teacher(s) & Classmates
- 6 Waffle Button (App Directory)
- 7 Your account
- 8 Upcoming Assignments 
- 9 Updates from your teacher

Navigating Classroom

4

Assignment details

The screenshot displays the Classroom interface with the following elements and callouts:

- 1** Classwork Tab
- 2** View your work
- 3** Google Calendar and Class Drive folder
- 4** View your files
- 5** Topics available
- 6** Topic Headings
- 7** Assignment Title
- 8** Assignment Due Date
- 9** Assignment Status
- 10** Attached files/links
- 11** Click to view assignment

The interface shows a sidebar with 'All topics', 'Benchmark Tests', 'Daily Lesson Files', 'Assessments', 'Back to School', and 'Resources'. The main content area is titled 'Benchmark Tests' and shows a 'STAR Math Benchmark Test - BOY' due on Sep 3. Below this is a 'Daily Lesson Files' section for 'For the Week of September 2 - 6', due today. The assignment is marked as 'Assigned' and includes a list of daily topics: Monday - NO SCHOOL (Labor Day), Tuesday - Multistep Equations (Also STAR Math Benchmark), Wednesday - Variables on Both Sides, Thursday - Infinite & No Solution Equations, and Friday - Algebraic Proportions. Four PDF files are attached: 'Day 1 - Multistep Equatio...', 'Day 2 - Variables on Both...', 'Day 3 - Infinite & No Solu...', and 'Day 4 - Algebraic Propor...'.

Questions?



Email us at
studenthelp@d131.org